




Brita Nelson  
The Questioning Quilter

Information for Quilters with Questions

## Celtic Rose! A Disappearing Pinwheel Quilt



It is amazing how easy it is to make this disappearing Pinwheel Quilt

Each Celtic Rose motif is made up of 4 house blocks made from 4 pinwheel blocks, and uses:

either (8) 5" Charms of medium or dark fabric

or (2) 10" Layer Cakes of medium or dark fabric

or (1) Fat Quarter of medium or dark fabric

or (1) 5" strip the width of fabric of medium or dark fabric

AND An equal amount of light or white fabric.

The quilt as shown, is made up of 9 motifs (36 blocks) and measures 40.5" X 40.5".


If this were made of two fabrics it would need:

1 1/2 Yards of light and

1 1/2 Yards of dark.

If you want to make the blocks a different size, you can use the chart that I have on my website: <https://questioningquilter.com/chart>


Watch me make this on YouTube: [https://youtu.be/4xt8\\_mpbRlc](https://youtu.be/4xt8_mpbRlc)



Make this Pinwheel block using:

(4) Half Square Triangles trimmed to  
4 3/8" X 4 3/8"


The Pinwheel block will measure  
8 1/4" X 8 1/4"




Make 4 cuts, each 1 3/8" from the center seam. Rotate the mat 90 degrees after each cut.

This will result in 9 sub-pieces that should measure 2 3/4" square.






Arrange the sub-pieces to match the picture above. I am calling this a house block.




When it is sewn together it will look like this.



Take 4 of the house blocks and arrange them so that the pinwheels are all orientate to the center of the block. I am calling this a Celtic Rose Motif.



If you want to see other color options please check out the video: [https://youtu.be/4xt8\\_mpbRlc](https://youtu.be/4xt8_mpbRlc)



Here is what the quilt will look like when it is all sewn together.

I have even more disappearing videos on my channel: <https://www.youtube.com/questioningquilter>

Stay Well and Happy Quilting,

Brita

[brita@questioningquilter.com](mailto:brita@questioningquilter.com)

Copyright 2023 by Brita Nelson This pattern can not be copied or distributed without express written consent of the author. I have made every effort to ensure that the instructions in this pattern are accurate and are presented in good faith but no warranty is provided nor results guaranteed. The author shall have no liability to any person or entity for loss or damage caused by the information in this pattern. If you have any questions or issues with anything regarding this pattern please email me at [brita@questioningquilter.com](mailto:brita@questioningquilter.com)