



SAN JOAQUIN VALLEY QUILTERS' GUILD

NOVEMBER 10TH IS IN-PERSON & VIA ZOOM

(SEE MEETING ARTICLE FOR DETAILS)

WE MEET THE SECOND THURSDAY OF EACH MONTH • 7 PM

AT HOPE LUTHERAN CHURCH • 364 E BARSTOW AVE • FRESNO, CA

(NW CORNER OF FRESNO ST AND BARSTOW AVE)

DOORS OPEN AT 6 PM FOR SET-UP & 6:30 PM FOR SOCIAL TIME, MEETING AT 7 PM

COME EARLY TO SOCIALIZE!

November 2022
Volume 35, No. 3

S.J.V.Q.G.
P.O. Box 3256
Clovis, CA
93613
www.sjvqg.net

PRESIDENT'S MESSAGE

Welcome to our members, new and old. We hope you enjoyed making Christmas stockings last month. I hope you are prepared for many more informative and fun-filled evenings and events.

The December meeting will be our Soup, Salad and Dessert evening. The tables will be decorated with holiday finery and Christmas quilts will be displayed by our members. Our program for the evening will be provided by guest speakers from the charities we supported this year. Please plan to join us for a very fun-filled, social evening.

Cathy Lee, our secretary, has planned our first road trip in January. We will be taking a bus to Ontario to attend the Road to California Quilters Conference and Showcase. This is a wonderful opportunity to experience quilts from all over the world, see more vendors with new machines, new materials, and new threads, and eat lots of good food and meet as many new quilters as you desire.

Joanie Martin has wonderful plans for the new year. There will be more guest artists, in-person and virtually, with lectures and workshops. We will try something new, a virtual workshop where we receive a code and work from our home sewing area. Joanie also has plans for a Spring Tea, a Last Chance Auction, a quilt Challenge and many more fun things.

Our Coffee Chat meets the second and fourth Tuesday of every month on-line with more "let's try it" quilt projects. Join us and see how much fun we have learning something new. Curves and daddy's ties are two of our planned projects.

I have been asked to remind you that if you have not paid your dues for this year then this is your last newsletter. Please pay your dues and keep your membership current. As you can see, we have a full year planned for your participation and enjoyment.

Happy Quilting,

Diana Gardner

President

GUILD HYBRID MEETINGS

The November meeting will be held in-person at the church and via ZOOM. As of this writing, meeting restrictions have been relaxed. You will be notified via e-blast if that changes.

We have scheduled most of our meetings/speakers to be available in person and online via Zoom until further notice. Our Zoom meetings will begin promptly at 7 PM. When we have a guest lecturer, members attending the meeting at the church will be viewing the program on a large screen. The church will be opened at 6 pm for set up and then 6:30 pm social time begins. Our Zoom presentation begins promptly at 7 pm.

If you have any comments or questions please direct them to sjvqg1@gmail.com.

Coffee Chat 2022

Joanie Martin

LEARN NEW QUILTING TECHNIQUES ---GET HELP ON A PROJECT---ENJOY CHATTING WITH OTHER QUILTERS

MARK YOUR CALENDAR for the Coffee Chat get-togethers at 11 a.m. – 12 Noon on the 2nd & 4th Tuesdays.

Join us to learn some new techniques, to ask for advice on any project or technique you have or to just touch base with other quilters.

Join us if you can!

November 8th & December 13th

Zoom ID#674 755 1749 Password: Quilts

OPPORTUNITY QUILT-FRESNO FAIR

Thank you to all the members who donated their time to sell tickets at the fair. Our quilt was well received and over \$2,100 worth of tickets were sold. A special thank you to several of our Board members, **Carol Shervem, Barbara Pearson, Joanie Martin** who devoted many, many hours to organizing the ticket sales, setting up, collecting the money and filling in at the ticket sales table. In addition to selling tickets, members were able to answer quilting and guild related questions. We are hopeful that a few new members were also recruited.

The guild has received many comments and complaints regarding how all the quilts were displayed. As a guild, we have expressed our concerns to management at the Fair without any improvement. In many cases just the entry card and one-quarter or less of the quilt being displayed was actually visible. We are encouraging members and friends to send letters to the Fresno Bee (<https://www.fresnobee.com/opinion/letters-to-the-editor/submit-letter/>) over concerns about the way our craft is being treated by the fair.

SJVQG Opportunity Quilt 2022-2023



Applique by **Pat Rosander**, Pieced and quilted by **Sandy Clark**.

This beautiful quilt has a white and cream background with an appliqued grape motif of purple with green vines and leaves. The quilting is exquisite with intricate designs enhancing the grape motif with trapunto. Rouleau loops adorn the border along with feathers. Sandy reports that she enjoyed completing the custom trapunto sections, using two layers of wool to create the lovely relief. Champagne colored thread was used to enhance the shadowing of the trapunto. The quilt measures 70" x 71" and was displayed to the public for the first time on **September 20 at the Central CA Women's Conference**. Tickets for the April 2023 raffle are now on sale.

PROGRAMS

Joanie Martin

Join Zoom Meetings by copying the link below

<https://us04web.zoom.us/j/6747551749?pwd=NWdEMTJFb212c1A1VXhLMDIiUG9Mdz09>

or Log In to ZOOM.US and enter the following information

Meeting ID: 674 755 1749 -Password: Quilts

OCTOBER PROGRAM: Our Christmas Elves did a fantastic job decorating the Christmas Stockings and decorated all the stockings available. Thank you to all who attended the October meeting. It was a very productive meeting and an enjoyable time being able to visit with and talk with other members.

A big THANK YOU to **Jim Orr** for taking all of the pictures at our October meeting. Make sure you see all the pictures of the Christmas elves working that are posted on our facebook page (<https://www.facebook.com/sjvqg>).

NOVEMBER PROGRAM: At our November meeting we will host the "Tuesday Welders," who began quilting together about 30 years ago! **Glee Masumoto**, a member of our guild and the only original member of the Welders shared about how they came to be.

"One very, very hot day in August about 30 years ago, the president of the SJVQG invited all new members to her home for tea.

I jumped in my car and it wouldn't start! So, determined to meet these new quilters, I walked in Fresno's heat about two miles to our leader's home. There I met some novice quilters, all with some sewing experience. Since we all were working women, nurses, teachers, secretaries, an attorney, a government worker and me, a dental assistant, we decided to meet once a week on Tuesday evenings.

One of our group said she would join as long as she didn't have to make a quilt, BUT she wanted friends to accompany her to quilt shows all over the country! That's how we got to Paducah, Houston, Chicago and so many other states and local quilt shows.

There have been so many creative people along the way who became a part of our group. We celebrated new babies as we sewed as well as said farewell to several members who became ill and died or who moved to another part of the country.

We got our name, "Tuesday Welders," because I wore a head gear magnifier that looked like a welder...and we met on Tuesdays!

It has been a privilege to get together with these creative women and artists who design and execute such beautiful quilts as we encourage one another, solve the problems of the world and mysteriously keep adding to our fabric stashes! When I began this journey I didn't know what a stash was! Now, I surely know what it is... and I pet it regularly!"

Come and join us for an in-person TRUNK SHOW of some of the quilts of the current Tuesday Welders, Ellen Hemink, **Glee Masumoto**, Diane Sakamoto, Kathleen Melikian, Ann Dellavalle, Cathy Cavingnaro, Linda Cottingham and **Joanie Martin**.

We'll begin promptly at 7 pm.

(PROGRAMS CONTINUED ON THE NEXT PAGE)

PROGRAMS - (Continued)

Joanie Martin

DECEMBER PROGRAM:

For December we are planning a Christmas potluck with soups and lots of baked goodies. Each member will get a special gift as well.

JANUARY PROGRAM: We are hosting **Jen Houlden**, who we discovered through the Global Quilt Connection. We will have a virtual trunk show AND a virtual workshop in the weeks following. You can find more information about her at <https://quiltsbyjen.ca/workshops/>. Her trunk show will be "Creating Contrast in Your Quilts" and our workshop will be the "Mini Bargello Sunflower" (which can be adapted to almost any flower). There will be more information at our meeting as well as a sign up sheet for the January workshop



Workshop Features

- How to determine the value of a colour.
- How to create an eye pleasing fabric run.
- How to make a simple Bargello.
- How to make the sunflower as one unit using fusible web.
- Choosing a centre for the sunflower.
- Choosing a background that highlights the flower.
- Discussion of background quilting motifs.
- How to finish off the raw edges of the petals with a free motion zigzag stitch.

Bonus Materials

- A second border option – full instructions provided.
- Instructions for creating a woven centre.

Don't be afraid to create your flower in a different colour!

MEMBERSHIP – Shannon Mueller

Thank you to all of the members who have paid their dues during the membership drive. It is never too late to renew your membership or join the guild. The application can be found in this newsletter or on the website at sjvqg.net. Annual dues are \$35 and can be paid at the monthly meeting or mailed in with your application. The 2022-2023 membership directory and membership cards will be available at the November meeting and will include all members whose dues were received by the end of October. Stop by the membership table to pick up your membership card and a copy of the directory if you are unable to print it yourself. A PDF version will be available by email for all current members.

CONGRATULATIONS to **Colleen Woerner**, this year's winner of the Free Membership drawing.

WELCOME to our newest member, **Marianne Jones**.

HAPPY BIRTHDAY - Birthday wishes go out to the following members with birthdays in November.

Cathy Armstrong
Carol Draper
Sandra Larson

Pauline Beaton
Laynee Greenberg
Shannon Mueller
Lor-Rae Raus

Nancy Christian
Jan Kinney
Jennifer Owens

BOOK AND FABRIC RAFFLE - Carol Shervem

Books and Fabric are donated by members for our monthly raffle. Interested members purchase tickets at the beginning of the meeting and tickets are drawn at the end of the meeting.

Winners of the October raffle were **Jan Kinney, Cathy Lee** and **Anita Frede**.



FINAL CALL FOR PILLOW CASES

A big thank you to all who have turned in pillow cases. For those of you who still have pillow cases at home, please bring them to the November meeting and turn them in to Carol at the Book and Fabric table. If you are unable to attend the meeting, please let Barbara Pearson know via text at 559-392-6683

We need all remaining pillow cases by the end of November. Pillow cases will be transferred to Kases for Kids and Bristol Hospice at that time.

Treasurer Report

Barbara Pearson

September 2022


8/31/2022 Beginning bank balance	\$37,523.39
Deposits	\$2,084.62
Withdrawals	(\$1,533.37)
Statement ending balance as of 9/30/2022	\$38,074.64
Outstanding checks as of 9/30/2022	(\$749.46)
Balance of checkbook @ 9/30/2022	\$37,325.18



Block of the Month (BOM)
Barbara Pearson & Shannon Mueller



In November, we have a holiday-themed Nutcracker block for you to make. Donating more than one block increases your chance of winning a prize during the drawing. The prize for November will be a strip-set of 50 red and green coordinated 2½"strips. The E-blast has been sent with the specifications.



Last month's block was a tremendous success. Thirty-nine blocks were donated at the meeting, and several members have let us know they have blocks that will be coming in later. All donated blocks will be assembled to create several donation quilts. Cathy Lee has already volunteered to help out by assembling a quilt this month.

Sandy Parker was the lucky winner of the fall pattern and fabric kits in our drawing. She donated the blocks shown below the nutcrackers in this photo.



A comfort quilt was assembled from September's chicken block donations and the quilt was displayed at the Fresno Fair. Several fairgoers wanted to purchase it! We appreciate those of you who donated blocks and Joanie who assembled this fun quilt.

We are still looking for volunteers to help with our *Block of the Month* efforts. You can contribute by suggesting BOM patterns, writing instructions, testing the block instructions, or helping to assemble the quilts for donation. Any assistance would be appreciated even if it is just for 1-2 months during the year.

If you have any questions, please feel free to call us.


Barbara Pearson (559)392-6683

Shannon Mueller (559)269-5780

COMFORT QUILT NEWS – Susan Schara

Newer members of our guild, those who have joined in the past couple of years, may need an introduction to our donation program. When they finally get to come to a real, in-person meeting, one of the first things they see is a row of tables covered with amazing quilts. Those are what other members have been busy with since the last meeting, and are now turning in to be sorted and delivered to a domestic violence shelter, a couple of dialysis centers, a hospice agency, or other recipients. Members can make comfort quilts from their own fabric or use fabric from our guild stash. Batting is also available for donation items at no charge, and quilting and binding are also available for free from other members who volunteer to do it.

The stash is located at Susan Schara's house; because it is a room with its own separate entrance, it is open for "shopping" 24/7. The stash includes bins of donated fabric, organized by color and size. The smaller pieces are at least quarter yards or fat quarters, but less than one yard. The backing bins contain pieces of one yard and up. There are also some shelves of exceptionally long backing fabrics which are handy for larger projects. Some members enjoy looking through "quilt starters" such as panels, orphan blocks, block collections, or partially completed quilts abandoned by unknown donors. Our goal is to provide, for free, what members need to have a good time sewing. They just need to tap in to their generosity and creativity to benefit others in our community.



DOTTIE'S FINDINGS – Dottie Daybell

November Findings 2022

1. Katherine made a pretty quilt with a 3D look. She adds a seam to avoid a Y-seam, but her straight-line quilting and use of solids and near-solids helps hide those extra seams. Or you could adapt the pattern and use Y-seams!

<https://itonlyfabricandthread.com/2021/10/14/spring-picnic-quilt-block-tutorial-and-free-quilt-pattern/>

2. Patriotic BOM: This scrap quilt from 4" finished HSTs in greens and white would work well with red and blue scraps, too. Mari found the block in a magazine at her library. Every block is the same, but the way they're rotated yields a counterchange pattern:

<https://academicquilter.blogspot.com/2022/06/hiding-in-scrap-bin.html>

I found an old 2013 blog post by Tonya Alexander about her quilt in McCall's Quilting July/August 2013, which uses the same block, set differently. That may be what Mari saw. I won't link to it because it's not an "https" link, and that generates scary browser warnings for some of you. (It's most likely safe, not being a site where you enter any info.)

3. Gladi went to Quiltfest New England, and has several posts with her excellent closeup photos. Start at the link below, and use the "Next Article" or "Related" links at the bottom to see the succeeding posts.

<https://gladiquilts.wordpress.com/2022/08/15/august-15-2022-quiltfest-new-england/>

4. The International Quilt Museum posted on YouTube a wonderful "quilt conversation" with Freddy Moran. I have taken her statement "I'm not done with me yet" as my motto.

https://youtu.be/6Runr_AwuhE

5. Just when you're sure there's nothing left to do with Disappearing 9-Patch, along comes a really nice version! This is from Frédérique, a French blogger. All of her 4-unit blocks have the same unusual arrangement of the little colored squares.

<https://quiltingpatch.blogspot.com/2022/08/link-party-patchwork-quilts-118.html>

6. Lynn's "Solids on Prints" series has a new finish. I love the way the stripes are offset in this one:

<https://kleinmeisjequilts.blogspot.com/2022/09/ladder-quilt-completed.html>

SAN JOAQUIN VALLEY QUILTERS' GUILD
MEMBERSHIP APPLICATION

September 1, 2022 – August 31, 2023

Annual Dues - \$35

PLEASE PRINT LEGIBLY. Name, address, phone number and e-mail will be printed in the membership directory.

Name _____

Mailing Address _____

City _____ State _____ Zip Code _____

Phone Number _____ Home () or Cell ()

E-mail _____

Please **PRINT** all characters legibly.

New Member _____ Renewal _____ Month of your birth _____

Are you a Past President? _____ Charter Member? _____

Skill Level: Beginner _____ Intermediate _____ Advanced _____ Award Winner _____

What is your Quilting Style? (machine or hand piecing, appliqué, modern, traditional, etc.)

What skills or experience would you like to share with us?

Are you interested in serving on the Guild Board or one of the many committees?

Turn in your completed application and membership fee at the Guild meeting or mail to:

Membership Committee, SJVQG, P.O. Box 3256, Clovis, CA 93613

For Membership Chair's use only (do not fill in).

Date Processed _____ \$ _____ Check # _____ Cash _____

Shop with Amazon and Earn Money for the San Joaquin Valley Quilt Guild

Many of us love to shop online, and love to shop at Amazon. Did you know that Amazon will give a percentage of your purchase to SJVQG, and it costs you nothing extra. The only thing you need to do is sign into Amazon through the charity portal, **Amazon Smiles**, and designate the **San Joaquin Valley Quilt Guild** as the charity you want to donate to. Then, whenever you shop on Amazon, sign into their charitable giving site (Amazon Smiles) and shop like normal.

- log onto Amazon at <https://smile.amazon.com/> or just click on this link
- Use your regular Amazon Username and password
- Select your charity ... If you have never used Smiles, you will be taken to a screen that asks which charity you want to support.
- **San Joaquin Valley Quilt Guild** is how we are listed...

Shop, and .5% of your purchase will go to SJVQG. They deposit money into our bank account every three months. It's a small percentage for one purchase, but it really adds up. The only requirement is that you need to start your shopping at Amazon Smiles. If you like to shop on your phone, Amazon Smiles works there too.

You can bookmark Amazon Smiles on your Favorites bar so shopping is one click away!

From Amazon's Help Screen

How do I select a charitable organization to support with AmazonSmile?

On your first visit to AmazonSmile, you will be prompted to select a charitable organization to receive donations from your future eligible AmazonSmile purchases. We will remember your selected charity whenever you shop at smile.amazon.com or with AmazonSmile activated in the Amazon Shopping app, and then every eligible purchase you make through AmazonSmile will result in a donation for your selected charity. AmazonSmile will occasionally contact you about donation amounts disbursed to your chosen charity or about the program.

Can I change my charity?

Yes, you can change your charity at any time. Simply visit smile.amazon.com/change, or tap "AmazonSmile" within the Settings menu in the Amazon Shopping app on your phone and select "Change your charity". Your AmazonSmile purchases made after changing your charity will count towards your newly selected charity.

Remember, there is no cost to you!

***** **STITCHING & STUFF** *****

This free section is open for our individual members to post information regarding private classes they teach or other events they may have or are involved in. Submit your information to the editor by the 20th of the month.

Diana Gardner
Sewing Classes and Dolly Mamas Classes

Did you know? **Diana Gardner** is teaching sewing classes to any adult who wants to learn to sew. Classic, beginner classes as well as intermediate and advanced classes are available. Contact Diana for information as to days, time, location, class materials, and costs.

Diana also teaches a class called the “*Dolly Mamas*”. These students make a new outfit for an 18” American Girl doll every month. They have been sewing and creating new clothing for their dolls for the past two years. They learn something new each month while having fun sewing.

Call: **Diana Gardner, (559) 978-0706**. Please leave a message when you call.

Senior Quilters – Diana Gardner
Contact Diana for more information

Senior Quilters are meeting again! We now meet on the **First Monday of each month** at the Fresno Reformed Christian Church on West Shields and Crystal Avenues. We meet from 10 to 3. Bring your sewing machine and sewing kit, your lunch and your project(s). We have fabric and batting and lots of ideas if you are short on them. We are a friendly, helpful group who enjoy quilting. Our projects are donated to homebound seniors in our community. Any questions, call or text **Diana Gardner at (559) 978-0706** if you are interested in joining the group.

Rhea Wiens – Quilting Classes
Teaching Beginning, Intermediate and Advanced classes

Come and enjoy taking quilting classes at Redeemer Lutheran Church with **Rhea Wiens**, Instructor. Schedule your time from one of the following:

Monday – 6 p.m. – 8 p.m.

Tuesday – 9:30 a.m.-11:30 a.m.

Wednesday – 9:30 a.m.- 11:30 a.m., 1 p.m. – 3 p.m., 6 p.m.-8 p.m.

You can choose your own special project or select from Rhea’s class projects.

Also available, Quilts by Design – Longarm hand-guided machine quilting by Rhea.

To get more information regarding long arm services and/or to schedule a class, call **Rhea Wiens at (559) 436-0775**. Please leave a message and I will return your call.

***** **STITCHING & STUFF** *****

This free section is open for our individual members to post information regarding private classes they teach or other events they may have or are involved in. Submit your information to the editor by the 20th of the month.

Quilt Classes with Nancy Christian

Quilt Class with Nancy - \$30.00 per class

Come sew with Nancy - \$20 per class

At D & J Sewing @ Gettysburg & Clovis Ave

Class hours are 9:30 am - 5:00 pm

Each month I am teaching up to 2 quilt classes. Some of these may become one of your new favorites. I am working with Fat Quarters and Jelly Rolls along with some yardage for borders and bindings. If you don't buy these items, you can also work with just yardage.

I am also offering a Come Sew with Nancy on Wed & Thurs prior to the Friday class if you like to do some quality time with your sewing machine or hand work. You may also use this time to cut out your fabrics and start the class a bit earlier. You may be able to go home with a complete quilt top.

All Books & Patterns that I note on the classes are available from D & J Sewing. The free patterns will be available when you sign up for the classes. These have been some favorites books, so you may have them already. Quilts will be displayed prior to the class so come in and take a look at what you will be making.

Now that you see what is available to you, call your friends and get your calendar out and make a date with your sewing machine. What a fun way to take a break. Come enjoy the fun that we have.

If you have any questions/concerns on the classes or the come sew, reach out to me and I will be happy to answer them. **Nancy Christian** 559-203-0188



WAYS TO SUPPORT YOUR GUILD

Donations If you are blessed this year and are able and desire to contribute to your quilt guild, please consider us in your giving budget. The SJVQG is a 501(c)3 organization, and we will provide you with a tax receipt of your contribution. Contact **Barbara Pearson** if you have questions at blpearson52@gmail.com to obtain more information or send a check payable to: SJVQG, PO Box 3256, Clovis, CA 93613. Receipts are also available to pick up at our monthly meeting.

DON'T FORGET HOBBS UPC CODES FROM ANY SIZE BATTING!

Remember to check your sewing room—maybe there's a packaged, pre-cut Hobbs batting just waiting to be used in your next project. Cut the UPC code from the plastic wrapping and contact **Susan Schara**. Our guild can qualify for a hefty discount on the comfort quilt batting we use up so rapidly these days. We will be ordering one discounted queen-sized batting (we have to pay shipping) and need three more UPC codes. (This offer is for guilds, not individual quilters—sorry)

FREE MEMBER ADS

Classified 'For Sale' ads for individual members are free. If you have an 'extra' sewing machine or any sewing, fiber arts or quilt related items you would like to sell, send a description and possibly a picture to the editor by the 20th of the month. Call the editor if you have any questions.

Stitching & Stuff - This free section is open for our individual members to post information regarding private classes they teach or other events they may have or are involved in. Submit your information to the editor by the 20th of the month.

This is **YOUR** newsletter. If you have any information or news of interest to fellow quilters, quilt show information, articles or ads you want to share with our members, please submit them to the editor **on or before the 20th day of the month.**

Irene Allen, editor, 559-304-2831, irene.allen81@yahoo.com

**FOR SALE
TIN LIZZY MIDARM**

18" THROAT. 4x4 FOOT PRINT. STITCH REGULATION JUST ADDED WITH COMPLETE SERVICING. COMES WITH AN EXTRA EXPANDING CUTTING TABLE. A 1 YEAR WARRANTY IS INCLUDED. \$1995.00 OBO



IF INTERESTED CONTACT TRACY NEWKIRK 559-457-8779

**FREE TO GOOD HOME
1952 SINGER 201-2 SEWING MACHINE**

I have a Singer 201-2 sewing machine from around 1952. It was my mother's machine and she probably used it for about 10 years and I inherited it in the late 60's and used it for about 5 years. It is in a table. I got it out today, oiled it and it still runs, quietly. It needs a new cord as the rubber covering is cracking in places and a thorough cleaning. I am not interested in selling. I would like to find a home for it other than Goodwill. I was hoping someone in your guild might know someone who needs a machine.

You can reach me by email, text or phone (559-321-1714) or cbpslp@bellsouth.net. I don't always answer phone if I don't recognize the number calling so please leave a message. Robo calls have ruined us all. Thank you,

Sandie Patterson

CALENDAR OF EVENTS – 2022

Join Zoom Meetings by copying the link below

<https://us04web.zoom.us/j/6747551749?pwd=NWdEMTJFb212c1A1VXhLMDIUG9Mdz09>

The general meetings are now “hybrid” – Join in-person at the church or via ZOOM.

or Log In to [ZOOM.US](https://zoom.us) and enter the following information

Meeting ID: 674 755 1749 - Password: Quilts

- Nov 8 Coffee Chat 11-a.m. – Noon via Zoom
- Nov 10 SJVQG General Meeting – Trunk show by the Tuesday Welders
- Nov 17 SJVQG Board Meeting
- Dec 8 SJVQG General Meeting – Christmas celebration
- Dec 13 Coffee Chat 11-a.m. – Noon via Zoom
- Dec 15 SJVQG Board Meeting
- Jan 12 SJVQG General Meeting - **Jen Houlden Trunk Show via Zoom**
- Jan 19 SJVQG Board Meeting
- Jan 18-21 Road to California, Ontario Convention Center
<https://www.roadtocalifornia.com>





Cotton-Pick'n Quilts

Longarm quilting service

Janet DeJong

(559)765-7015


janetdejong10@gmail.com

*Many digital edge-to-edge designs to
choose from*

A smoke-free, pet-free environment



Donna Chipperfield

 Longarm Quilter

6888 E Olive Ave

Fresno, CA 93727

donnachipperfield@gmail.com

805.338.6236

*I have won several awards for my 20 years of quilting on a
Gammill Quilting machine.
Would love to Quilt your next top.*