



SAN JOAQUIN VALLEY QUILTERS' GUILD

SEPTEMBER 8TH IS IN-PERSON & ZOOM

(SEE MEETING ARTICLE FOR DETAILS)

WE MEET THE SECOND THURSDAY OF EACH MONTH • 7 PM

AT HOPE LUTHERAN CHURCH • 364 E BARSTOW AVE • FRESNO, CA

(NW CORNER OF FRESNO ST AND BARSTOW AVE)

DOORS OPEN AT 6 PM FOR SET-UP & 6:30 PM FOR SOCIAL TIME, MEETING AT 7 PM

COME EARLY TO SOCIALIZE!

September 2022
Volume 35, No.1

S.J.V.Q.G.
P.O. Box 3256
Clovis, CA
93613
www.sjvqg.net

PRESIDENT'S MESSAGE

Welcome, Quilters to a new year of sharing your knowledge and having fun with your quilting friends. I anticipate this year will be filled with growth: making new friends, viewing interesting quilt programs, creating fun projects, and taking interesting trips. In reviewing my personal goals for this year, I have decided that my first goal is to know more of you by your first name. So, I will be looking for your name tags and asking questions to become better acquainted with you.

Goal #2 is to build more awareness within the community of the value of quilts and quilting. To me, this means inviting guests to meetings, spreading the word about quilt shows, art hops, and quilt conferences, and sharing the knowledge provided by the excellent quilters we have in our guild. For those of you that are unaware, we have award winning quilters in our Guild, and if you just ask, they will tell you about their experiences in the wider ranging quilt world.

Goal #3 is to continue our level of community service. Your participation this year in our community projects has been outstanding. The goal of 3500 tissue covers for the Women's Conference has been met. Any additional ones will be set aside for the Big Fresno Fair, where we will be selling tickets for the beautiful grapevine opportunity quilt. At the same time, you have also met two charitable goals by turning in over 100 pillowcases for "Smiles for Ryan", the children's charity which helps children with terminal illnesses, and 350 Christmas pillowcases for adults receiving hospice services. Gold stars go to each one of you that helped us to meet these goals.

Goal #4 is to invite more of you to investigate the opportunities for growth within the Guild. Have you thought about joining the on-line Coffee Chat group? Would you like to learn more about a specific quilting style? Are you a piecer and want to know about applique? Or you are an applique addict and want to learn about Modern Quilts? How about Art quilts? Our guild provides the opportunities for you to investigate and continue to learn and broaden your skills. Let someone know what area interests you and an answer will be found.

Please remember to bring your quilts to show and your stories to share with us. I am looking forward to an exciting, fun-filled year.

Happy Quilting,

Diana Gardner
President

SJVQG BOARD ELECTED MEMBERS

Say hello to our newly elected Board



Cathy Lee
Secretary

Cathy Armstrong
Vice President

Barbara Pearson
Treasurer

Joanie Martin
Vice President

Diana Gardner
President

Coffee Chat 2022

Joanie Martin & Diana Gardner

LEARN NEW QUILTING TECHNIQUES ---GET HELP ON A PROJECT---ENJOY CHATTING WITH OTHER QUILTERS

MARK YOUR CALENDAR for the Coffee Chat get-togethers at 11 a.m. – 12 Noon on the 2nd & 4th Tuesdays. Join us to learn some new techniques, to ask for advice on any project or technique you have or to just touch base with other quilters.

Join us if you can!

September 13 & 27.....October 11 & 25

Zoom ID#674 755 1749 Password: Quilts

GUILD HYBRID MEETINGS

The September meeting will be held via ZOOM and in person at the church. As of this writing, meeting restrictions have been relaxed. You will be notified via e-blast if that changes.

We have scheduled most of our meetings/speakers to be available in person and online via Zoom until further notice. Our Zoom meetings will begin promptly at 7 PM. When we have a guest lecturer, members attending the meeting at the church will be viewing the program on a large screen. The church will be opened at 6 pm for set up and then 6:30 pm social time begins. Our Zoom presentation begins promptly at 7 pm.

If you have any comments or questions please direct them to sjvqg1@gmail.com.

OPPORTUNITY QUILT-FRESNO FAIR SIGN UPS

Now is your chance to help our Guild!! We will answer questions, invite quilters to join our Guild, sell tickets and display handwork technique. The Fresno Fair runs October 5th to the 16th. The booth will be maintained 9 a.m. to 7p.m.. We hope that two people can be scheduled per shift except senior day when 3 will be needed per shift. Daily there will be 3 shifts of 3 hours a shift.

Please review the schedule and see what dates will work for you. Volunteer by email to Carol Shervem ASAP at goodapl@yahoo.com. The shifts will be scheduled as received. If you are willing to participate in a phone chain to invite members to fill open shifts later, please include that in your email. The sign-up sheet will be available at the September meeting but please try to commit as soon as you can.

We need your participation and help

WEEK DAYS	DATE	SHIFT 1	SHIFT 2	SHIFT 3
Wednesday	10/5/2022	N/A	N/A	4-7 1 needed
Thursday	10/6/2022	10-1 Full	1-4 2 needed	4-7 1 needed
Friday	10/7/2022	10-1 Full	1-4 2 needed	4-7 1 needed
Saturday	10/8/2022	10-1 2 needed	1-4 2 needed	4-7 2 needed
Sunday	10/9/2022	10-1 2 needed	1-4 2 needed	4-7 2 needed
Monday-Senior's Day	10/10/2022	10-1 2 needed	1-4 2 needed	4-7 2 needed
Tuesday	10/11/2022	N/A	N/A	4-7 2 needed
Wednesday	10/12/2022	10-1 1 needed	1-4 Filled	4-7 Filled
Thursday	10/13/2022	10-1 1 needed	1-4 1 needed	4-7 2 needed
Friday	10/14/2022	10-1 1 needed	1-4 Filled	4-7 Filled
Saturday	10/15/2022	10-1 2 needed	1-4 2 needed	4-7 2 needed
Sunday	10/16/2022	10-1 2 needed	1-4 2 needed	4-7 1 needed

SJVQG Opportunity Quilt 2022-2023



Applique by **Pat Rosander**, Pieced and quilted by **Sandy Clark**.

This beautiful quilt has a white and cream background with an appliqued grape motif of purple with green vines and leaves. The quilting is exquisite with intricate designs enhancing the grape motif with trapunto. Rouleau loops adorn the border along with feathers. Sandy reports that she enjoyed completing the custom trapunto sections, using two layers of wool to create the lovely relief. Champagne colored thread was used to enhance the shadowing of the trapunto. The quilt measures 70" x 71" and will be displayed to the public for the first time on **September 20 at the Central CA Women's Conference**. Tickets for the April 2023 raffle will be on sale, beginning at the Women's Conference and continuing at the Fresno Fair.

PROGRAMS

Joanie Martin

Join Zoom Meetings by copying the link below

<https://us04web.zoom.us/j/6747551749?pwd=NWdEMTJFb212c1A1VXhLMDIiUG9Mdz09>

or Log In to [ZOOM.US](https://zoom.us) and enter the following information

Meeting ID: 674 755 1749 -Password: Quilts

SEPTEMBER PROGRAM: Samantha Hunter of Hunter's Design Studio will present via zoom, the History of Word Quilts: A live lecture/slideshow/trunk show of the history of quilts with words on them from the early 1800's to present day protest art – with live Q&A session!

<https://huntersdesignstudio.com>.



OCTOBER PROGRAM: Decorate Christmas stockings for Kases for Kids - Joanie Martin.

NOVEMBER PROGRAM – Trunk show by Tuesday Welders – Joanie Martin.



MEMBERSHIP – Shannon Mueller

Our **Membership Drive** began on September 1, 2022. The application form for new members or renewal of current memberships can be found in this newsletter or on the website at sjvqg.net. Dues are \$35 for the year (September 1 – August 31) and can be mailed with your application or paid in person at the membership desk at one of our guild meetings. Checks should be made out to SJVQG.

All members whose dues are paid by September 30th will be entered in a drawing to win **Free Membership**. The Free Membership drawing will be held during the October meeting.

The **2022-2023 Membership Directory** will be updated and available online in November. Membership cards will be available at the membership table. The current password for access to the 'Members Only' section of our website and for access to our ZOOM meetings has been sent to all members in good standing.

Welcome to our newest guild member **Barbara Rogers**.

Our Best Wishes are extended to the following members who celebrate birthdays in September.

Elena Diestelkamp

Anita Frede

Julie Hicks

Julie Hornback

Debbie Keldrauk

Lois Light

Carrie Lopez

Dee Mooneyham

Sharon Pryor

Carol Shervem

Elena Walthour

Sherril Nell Wells



HELP NEEDED - BLOCK OF THE MONTH COMMITTEE

We're looking for some helping hands on the **Block of the Month Committee**. We have all the blocks planned for the year, but we'd appreciate some help assembling the quilts for donation after the blocks are turned in at the monthly guild meetings. The fabric for sashing, borders, backing and binding comes from the stash in most cases, so we just need help with assembly. You don't need to volunteer to do all of the quilts, but if you could help us out with 1, 2, 3 (or more?), please let us know! Thanks in advance.


If you have questions about this request, don't hesitate to contact Barbara 559-3926683 or Shannon 559-2695780.

Treasurer Report Beverly Kuykendall July 2022


6/30/2022 Beginning Bank Balance	\$36,524.30
June Deposits	+2,034.29
June Withdrawals (including outstanding checks)	-\$1,116.16
6/30/2022 Ending Bank Balance	\$37,442.43

FISCAL YEAR 2022-2023 BUDGET

The general membership approved the budget for the 2022-2023 fiscal year (September 1, 2022-August 31, 2023) at our August meeting. The approved budget is posted on our website at SJVQG.net



Block of the Month (BOM)
Barbara Pearson & Shannon Mueller



In September, the *Chickens* have come home to roost. This is a fun block that can be made with the chicken facing to the right or left.

Donating more than one block increases your chance of winning a prize during the drawing. The E-blast has been sent with the specifications.



Last month's block was *Rainbow Fish*. Eleven colorful blocks will be assembled to create a donation quilt. Kathy was the lucky winner of the applique pressing sheet in our drawing.

We are looking for volunteers to help with our *Block of the Month* efforts. Barbara and Shannon are taking on additional guild responsibilities and hope others can help assemble the quilts for donation or participate in some other part of this activity - block suggestions, writing instructions, testing, ... Any assistance would be appreciated even if it is just for 1-2 months during the year.



If you have any questions, please feel free to call us.

Barbara Pearson (559)392-6683

Shannon Mueller (559)269-5780

COMFORT QUILT NEWS – Susan Schara

In August, sisters Irene and Pauline provided yardage to be incorporated into the fabric stash which supports our donation program. Quilt tops were brought in by **Gerri Pymm** (2), **Lois Light** (10), and **Carol Mills-Henry** (2). Top/back packets came from **Diane Sakamoto** and **Janet Nuxoll**, and finished, ready-to-donate quilts were provided by Donna Coppin (12), **Karen Coy**, **Jan Kinney** (2), and **Janet Nuxoll**. We were able to deliver 6 comfort quilts to dialysis centers, 10 to hospice, and 17 women's and children's quilts to the Marjaree Mason Shelter Program. Our volunteer quilters and binder and the BOM team worked tirelessly in the background, as usual, to help make it all happen. Thanks, everyone! Nice job!

When guild members have finished the pillowcase frenzy, which shouldn't be too long now, they may be ready to try quilt projects once again. Consider the great variety of panels, block collections, orphan blocks, and whole cloth fabrics available in the stash to give a head start on your next donation quilt!



CHRISTMAS PILLOW CASES

A big thank you to all who have turned in pillow cases. For those of you who still have pillow cases at home, please bring them to the September meeting and turn them in to Carol at the Book and Fabric table. We need to get a good count of how many we have.

TISSUE COVERS

Thank you to all who made tissue covers and took kits home to make. Please take any completed tissue covers you have to the September meeting and turn them in to **Carol Shervem** at the Book and Fabric table.

FRESNO FAIR

Interested in entering your quilt in the **Fresno Fair**?
Entry forms due September 9th, online forms due September 12th.
Click [here](#) for more info!



Pillowcase 101

Fabric required:

$\frac{3}{4}$ yard for body of pillowcase

$\frac{1}{4}$ to $\frac{1}{3}$ yard for cuff/hem of pillowcase

$\frac{1}{8}$ yard (actually, 2" to 2 $\frac{1}{2}$ ") for accent strip

Cut body: 27" x WOF (40"-42") Cut accent strip: 2 $\frac{1}{2}$"-3" x WOF Cut cuff: 9" x WOF
--

1. Lay cuff/hem fabric right side up with selvages (short sides) on right and left.
2. Press accent strip in half lengthwise, wrong sides together, and place along top edge of cuff fabric with raw edges even.
3. Lay main pillowcase fabric face down on top of cuff and accent strip, again making sure that top edges are even.
4. Roll bottom edge of main fabric toward cuff so that bottom half of cuff shows.
5. Bring bottom edge of cuff up to meet raw edges at top, pin.
6. Stitch $\frac{1}{4}$ " seam. Reaching inside the resulting fabric tube, pull main pillowcase fabric out, press.
7. Trim off uneven selvage edges on each side. Pin pillowcase right side out, matching cuff, accent strip, and main pillowcase edges. Stitch scant $\frac{1}{4}$ " seam along the remaining raw edges (alongside and bottom of pillowcase). Carefully trim seam to about $\frac{1}{8}$ " for about an inch or so at the thickest part of seam, where cuff, accent and main fabric meet.
8. Turn inside out and press. Now sew again alongside and bottom of pillowcase, using a generous $\frac{1}{4}$ " seam to enclose previous raw edges.
9. Turn right side out and press one last time. Voila!

Helpful Hints

If design on fabric is on the lengthwise grain (parallel to selvages), it will run horizontally on finished pillowcase. If design is perpendicular to selvages (across width of fabric), it will appear vertical on finished pillowcase. To "audition" fabric, look at it with selvages running crosswise in front of you. If design does not go in desired direction, buy 1 $\frac{1}{4}$ yards of fabric, cut a 27" piece lengthwise from it. Use according to directions above but ignore references to "selvage".

When making a flannel pillowcase, sew final seam (8) $\frac{1}{2}$ " or even $\frac{5}{8}$ " to better enclose previous seam and make final seam more flexible. To make pillowcase for a 12"x16" baby/travel pillow, cut the following" Cuff 27"x7 $\frac{1}{2}$ ", Accent 27"x2", Body 27"x18"

Questions? Contact Susan Schara at 227-9788.

BOOK AND FABRIC RAFFLE - Carol Shervem

Books and Fabric are donated by members for our monthly raffle. Interested members purchase tickets at the beginning of the meeting and tickets are drawn at the end of the meeting. **Kathy Robinson** won the applique pressing sheet.

DOTTIE'S FINDINGS – Dottie Daybell

2022-09 Findings September

1. Art Gallery Fabrics has hundreds of free patterns. One page for full-sized quilts, one for table runners, pillows, blocks. I needed to turn off my ad-blocker to easily navigate their pages, but there were no ads, so it was OK. On this page, click Projects. <https://liveartgalleryfabrics.com/>

Samples:

<https://liveartgalleryfabrics.com/wp-content/uploads/2019/04/ABC-Free-Quilt-Instructions.pdf>

<https://liveartgalleryfabrics.com/wp-content/uploads/2017/12/Connected-Instructions.pdf>

2. Patriotic BOM: I'm posting a link to a commercial pattern this time, because I really like it: a giant Storm At Sea. Deonn links to a Missouri Star video about her pattern, and to her digital pattern at her Quiltscapes Etsy shop. (Links are below the top photo.) It's a regular Storm At Sea block, so you could do your own math...

<https://www.quiltscapesqs.com/2022/07/tsunami-giant-storm-at-sea.html>

3. This April video from Franklin Habit is about a French needlework show. It ends with a tour of a room full of vintage French patchwork:

<https://www.youtube.com/watch?v=dfn3qAZf5rE>

4. Saija in Finland put together many orphan blocks. She has a clean modern style, so her orphans went well together. Use the Google Translate link at the top of her sidebar to read it in English. I like the way she grouped like colors together.

<https://saijaelina.blogspot.com/2022/07/vuosien-varrelta.html>

5. Somewhere, probably on the Sew Preeti Quilts blog, there was a link to a free digital quilt magazine published in India. Issues can be read directly on their website, or downloaded from Google Drive. (Issue 1 is no longer available.) I liked the temperature quilt in Issue 9.

<https://www.quiltstories.in/p/home.html>

Shop with Amazon and Earn Money for the San Joaquin Valley Quilt Guild

Many of us love to shop online, and love to shop at Amazon. Did you know that Amazon will give a percentage of your purchase to SJVQG, and it costs you nothing extra. The only thing you need to do is sign into Amazon through the charity portal, **Amazon Smiles**, and designate the **San Joaquin Valley Quilt Guild** as the charity you want to donate to. Then, whenever you shop on Amazon, sign into their charitable giving site (Amazon Smiles) and shop like normal.

- log onto Amazon at <https://smile.amazon.com/> or just click on this link
- Use your regular Amazon Username and password
- Select your charity ... If you have never used Smiles, you will be taken to a screen that asks which charity you want to support.
- **San Joaquin Valley Quilt Guild** is how we are listed...

Shop, and .5% of your purchase will go to SJVQG. They deposit money into our bank account every three months. It's a small percentage for one purchase, but it really adds up. The only requirement is that you need to start your shopping at Amazon Smiles. If you like to shop on your phone, Amazon Smiles works there too.

You can bookmark Amazon Smiles on your Favorites bar so shopping is one click away!

From Amazon's Help Screen

How do I select a charitable organization to support with AmazonSmile?

On your first visit to AmazonSmile, you will be prompted to select a charitable organization to receive donations from your future eligible AmazonSmile purchases. We will remember your selected charity whenever you shop at smile.amazon.com or with AmazonSmile activated in the Amazon Shopping app, and then every eligible purchase you make through AmazonSmile will result in a donation for your selected charity. AmazonSmile will occasionally contact you about donation amounts disbursed to your chosen charity or about the program.

Can I change my charity?

Yes, you can change your charity at any time. Simply visit smile.amazon.com/change, or tap "AmazonSmile" within the Settings menu in the Amazon Shopping app on your phone and select "Change your charity". Your AmazonSmile purchases made after changing your charity will count towards your newly selected charity.

Remember, there is no cost to you!

***** **STITCHING & STUFF** *****

This free section is open for our individual members to post information regarding private classes they teach or other events they may have or are involved in. Submit your information to the editor by the 20th of the month.

Diana Gardner
Sewing Classes and Dolly Mamas Classes

Did you know? **Diana Gardner** is teaching sewing classes to any adult who wants to learn to sew. Classic, beginner classes as well as intermediate and advanced classes are available. Contact Diana for information as to days, time, location, class materials, and costs.

Diana also teaches a class called the “*Dolly Mamas*”. These students make a new outfit for an 18” American Girl doll every month. They have been sewing and creating new clothing for their dolls for the past two years. They learn something new each month while having fun sewing.

Call: **Diana Gardner, (559) 978-0706**. Please leave a message when you call.

Senior Quilters – Diana Gardner
Contact Diana for more information

Senior Quilters are meeting again! We now meet on the **First Monday of each month** at the Fresno Reformed Christian Church on West Shields and Crystal Avenues. We meet from 10 to 3. Bring your sewing machine and sewing kit, your lunch and your project(s). We have fabric and batting and lots of ideas if you are short on them. We are a friendly, helpful group who enjoy quilting. Our projects are donated to homebound seniors in our community. Any questions, call or text **Diana Gardner at (559) 978-0706** if you are interested in joining the group.

Rhea Wiens – Quilting Classes
Teaching Beginning, Intermediate and Advanced classes

Come and enjoy taking quilting classes at Redeemer Lutheran Church with **Rhea Wiens**, Instructor. Schedule your time from one of the following:

Monday – 6 p.m. – 8 p.m.

Tuesday – 9:30 a.m.-11:30 a.m.

Wednesday – 9:30 a.m.- 11:30 a.m., 1 p.m. – 3 p.m., 6 p.m.-8 p.m.

You can choose your own special project or select from Rhea’s class projects.

Also available, Quilts by Design – Longarm hand-guided machine quilting by Rhea.

To get more information regarding long arm services and/or to schedule a class, call **Rhea Wiens at (559) 436-0775**. Please leave a message and I will return your call.

***** **STITCHING & STUFF** *****

This free section is open for our individual members to post information regarding private classes they teach or other events they may have or are involved in. Submit your information to the editor by the 20th of the month.

Quilt Classes with Nancy Christian

Quilt Class with Nancy - \$30.00 per class

Come sew with Nancy - \$20 per class

At D & J Sewing @ Gettysburg & Clovis Ave

Class hours are 9:30 am - 5:00 pm

Each month I am teaching up to 2 quilt classes. Some of these may become one of your new favorites. I am working with Fat Quarters and Jelly Rolls along with some yardage for borders and bindings. If you don't buy these items, you can also work with just yardage.

I am also offering a Come Sew with Nancy on Wed & Thurs prior to the Friday class if you like to do some quality time with your sewing machine or hand work. You may also use this time to cut out your fabrics and start the class a bit earlier. You may be able to go home with a complete quilt top.

All Books & Patterns that I note on the classes are available from D & J Sewing. The free patterns will be available when you sign up for the classes. These have been some favorites books, so you may have them already. Quilts will be displayed prior to the class so come in and take a look at what you will be making.

Now that you see what is available to you, call your friends and get your calendar out and make a date with your sewing machine. What a fun way to take a break. Come enjoy the fun that we have.

If you have any questions/concerns on the classes or the come sew, reach out to me and I will be happy to answer them. **Nancy Christian** 559-203-0188



WAYS TO SUPPORT YOUR GUILD

Donations If you are blessed this year and are able and desire to contribute to your quilt guild, please consider us in your giving budget. The SJVQG is a 501(c)3 organization, and we will provide you with a tax receipt of your contribution. Contact **Barbara Pearson** if you have questions at blpearson52@gmail to obtain more information or send a check payable to: SJVQG, PO Box 3256, Clovis, CA 93613. Receipts are also available to pick up at our monthly meeting.

DON'T FORGET HOBBS UPC CODES FROM ANY SIZE BATTING!

Remember to check your sewing room—maybe there's a packaged, pre-cut Hobbs batting just waiting to be used in your next project. Cut the UPC code from the plastic wrapping and contact **Susan Schara**. Our guild can qualify for a hefty discount on the comfort quilt batting we use up so rapidly these days. We will be ordering one discounted queen-sized batting (we have to pay shipping) and need three more UPC codes. (This offer is for guilds, not individual quilters—sorry)

FREE MEMBER ADS

Classified 'For Sale' ads for individual members are free. If you have an 'extra' sewing machine or any sewing, fiber arts or quilt related items you would like to sell, send a description and possibly a picture to the editor by the 20th of the month. Call the editor if you have any questions.

Stitching & Stuff - This free section is open for our individual members to post information regarding private classes they teach or other events they may have or are involved in. Submit your information to the editor by the 20th of the month.

This is **YOUR** newsletter. If you have any information or news of interest to fellow quilters, quilt show information, articles or ads you want to share with our members, please submit them to the editor **on or before the 20th day of the month.**

Irene Allen, editor, 559-304-2831, irene.allen81@yahoo.com

CALENDAR OF EVENTS – 2022

Join Zoom Meetings by copying the link below

<https://us04web.zoom.us/j/6747551749?pwd=NWdEMTJFb212c1A1VXhLMDIUG9Mdz09>

The general meetings are now “hybrid” – Join in-person at the church or via ZOOM.

or Log In to [ZOOM.US](https://zoom.us) and enter the following information

Meeting ID: 674 755 1749 - Password: Quilts

- Sept 1 ArtHop 5 – 9 p.m. – Portraits in Fabric by Joanie Martin
The Gallery at FPC, 1540 M Street, Fresno
- Sept 8 SJVQG General Meeting, **Samantha Hunter of Hunter’s Design Studio**,
The History of Word Quilts
- Sept 8-10 Sierra to Sage 2022 Quilt Shop Hop
- Sept 10&11 Old Orcutt Quilt Show, 165 Clark Ave., Orcutt, CA
- Sept 16-17 Sierra Quilt Guild of Tuolumne Quilt show, Sonora CA
<http://www.sierraquiltguild.com/page3.html>
- Sept 20 Central California Women’s Conference – Raffle quilt ticket sales
- Sept 23-25 River City Quilt Show, Sacramento CA
<https://www.rivercityquilters.org/quilt-show.html>
- Sept 24-25 Coastal Quilters Guild of Santa Barbara & Goleta – Harvest of Colors
Details at <http://www.coastalquilters.org/quiltshow.html>
- Oct 1-2 Golden Threads Quilt Show, Sutter Creek CA
[mlqgsuttercreek..org](http://mlqgsuttercreek.org)
- Oct 7-8 Foothill Quilters Quilt Show, Auburn, CA - <http://foothillquilters.org>
- Oct 13 SJVQG General Meeting
- Oct 13-16 Pacific International Quilt Festival, Santa Clara, CA - quiltfest.com
- Oct 20 SJVQG Board Meeting

Search for additional quilt shows on <http://quilterstravelcompanion.com>



Cotton-Pick'n Quilts

Longarm quilting service

Janet DeJong

(559)765-7015


janetdejong10@gmail.com

*Many digital edge-to-edge designs to
choose from*

A smoke-free, pet-free environment



Donna Chipperfield

 Longarm Quilter

6888 E Olive Ave

Fresno, CA 93727

donnachipperfield@gmail.com

805.338.6236

*I have won several awards for my 20 years of quilting on a
Gammill Quilting machine.
Would love to Quilt your next top.*



Your Longarm Quilting Journey
Starts Here



FOR SALE

Baby Lock Coronet with a 6 foot frame and a separate electric bobbin winder. I have had the machine for about 5 years but it really has not been used very much. I paid \$6,000 for it all and would like to sell it for \$4,500.

I can be contacted by email at libbyaclarke@gmail.com. I am located in Clovis




FEATURING:

PORTRAITS IN
FABRIC

BY JOANIE
MARTIN

September ArtHop

5-8pm | Sept 1 | The Gallery @ FPC



Coastal Quilters Guild of Santa Barbara & Goleta

Harvest of Colors Quilt Show

Saturday, September 24: 10am-5pm

Sunday, September 25: 10am-4pm

Warren Hall, Earl Warren Showgrounds, Santa Barbara, CA

FREE PARKING

Over 200 Traditional, Modern & Art Quilts

Special Exhibit: "Kids Can Quilt"

Merchant Mall

Gift Boutique

Tickets

\$12 Weekend Pass at door; \$10 Early Bird until 8/30

Children 12 and under FREE

Tickets and details at <http://www.coastalquilters.org/quiltshow.html>





Mother Lode Quilters' Guild
2022 Golden Threads Quilt Show
October 1 & 2, 2022
Sutter Creek Auditorium
Visit website
mlqgsuttercreek.org

Sat Oct 1 10:00—5:00
Sun Oct 2 10:00—4:00

Sutter Creek Auditorium
18 Main Street Sutter Creek

Cost: \$7.00 per person
Children under 5 free with paying
adult

Featuring

Vendors, Country Store, Gift Baskets,
Silent Auction, Opportunity Quilt

Enjoy Downtown Sutter Creek Shops
and Restaurants
www.Suttercreek.org



Featured Quilter Jenny Lyon

Author of
***Free-Motion Quilting from
Ordinary to Extraordinary***

**Jenny will have
quilts on display &
Mini-Demonstrations each day**

**Visit her website at
www.quiltskipper.com**