



SAN JOAQUIN VALLEY QUILTERS' GUILD

SEPT 9TH IS VIRTUAL & IN-PERSON MEETING

(SEE MEETING ARTICLE FOR DETAILS)

WE MEET THE SECOND THURSDAY OF EACH MONTH • 7 PM

AT HOPE LUTHERAN CHURCH • 364 E BARSTOW AVE • FRESNO, CA

(NW CORNER OF FRESNO ST AND BARSTOW AVE)

DOORS OPEN AT 6 PM FOR SET-UP & 6:30 PM FOR SOCIAL TIME, MEETING AT 7 PM

COME EARLY TO SOCIALIZE!

SEP 2021
Volume 34, No. 1

S.J.V.Q.G.
P.O. Box 3256
Clovis, CA
93613
www.sjvqg.net

PRESIDENT'S MESSAGE



Practice Makes Perspective, Not Necessarily Perfect.

I was reminded today, as I visited with a new guild member, how important it is to listen to each other's stories. The selfish thing that I gain in listening is perspective. When I "tunnel focus" on what I need to do I often lose contact with what's going on around me... and maybe even what's most important. People.

Today in our conversation I was reminded that quilting is a process. Every time we make a quilt we learn. To really understand a quilt pattern I usually will make it at least three times. (Confession: I learn more by my mistakes! And I often have to make the same mistake more than once to really get it!)

As this quilter shared, I heard her frustration when her beautiful quilt was not "perfect." I loved the quilt and how she ventured out to quilt her stars with a decorative embroidery stitch. I thought it was beautiful! And I hope she makes the pattern again!

Here are my examples of practice makes perspective, not necessarily perfect! The quilt on the left was the first portrait quilt I attempted. It's of my youngest son with his toothless grin holding his first fish. The one on the right was my second one. This is my other son at one of his favorite places, the Santa Cruz pier. (The third was the portrait of my husband and I that I shared last month.) I've learned something new about the same process each time I've made a quilt like this!

So remember, our stories **are** important. Please take time to listen. And be encouraged, quilting is a process.

Joanie Martin
President

GUILD HYBRID MEETINGS

The September meeting will be held both virtually and shared at the church for members who wish to gather in person

Members attending in-person will be required to fill out the COVID symptom form and have their temperature taken in order to enter the building. “As of August 19, 2021 If you are fully vaccinated, to maximize protection from the Delta variant and prevent possibly spreading it to others, wear a mask indoors in public if you are in an area of substantial or high transmission.” – CDC. Fresno County , with low vaccination rates, is considered a high transmission area. **We will ask all guild members to mask up.**

We have scheduled our meetings/speakers to be available in person and online via Zoom until further notice. Our Zoom meetings will begin promptly at 7 PM. When we have a guest lecturer, members attending the meeting at the church will be viewing the program on a large screen. The door to the church will be opened at 6:00 pm for set up, social time begins at 6:30 pm and our meeting begins at 7 pm..

If you have any comments or questions please direct them to sjvqg1@gmail.com.

WALL QUILTS WANTED

Butterfly Gardens will open in Clovis in **July 2022**. These 75 apartments will serve people who are homeless and also have disabilities. It is a permanent housing development and they are very focused on creating a place of dignity where people can start fresh.

They are looking for wall quilts to decorate the common spaces and hallways and they contacted our guild to see if any of our members would like to donate one of their quilts. This is another opportunity to serve our community.

If you are interested or have questions please contact **Joanie Martin** at sjvqg1@gmail.com.

The Big Fresno Fair October 6 - 17, 2021

Joanie Martin

Just in case you have not heard, the fair IS happening this year and they are hoping you will submit your quilts! The submission process is the same as it was in 2019. You can either submit online or in person at the fair. (If you need help entering a quilt online please contact **Joanie** at sjvqg1@gmail.com)

We are also hoping that you will volunteer at our table in the Junior Building (please notice the change in venue). We will have a sign-up sheet at the September meeting. FYI Senior Day is Monday, October 11th.

The staff at the fair are still working on parking spaces for volunteers and how they will distribute parking passes. We will let you know as we get more information

Volunteers Needed for Fair Opportunity Quilt

Sign ups for selling raffle tickets for the Opportunity quilt at the fair took place at the August meeting. We are jointly sharing the space and shifts with the Heritage Quilters.

As of now the following openings are still available:

<u>Date</u>	<u>Day</u>	<u>Shift</u>	<u># Needed</u>
Oct 8	Fri	4-7	1
9	Sat	10-1	2
10	Sun	4-7	1
15	Fri	4-7	1
16	Sat	1-4	2
		4-7	2
17	Sun	1-4	2
		4-7	1

Please call/text **Carol Shervem** at 905-2468 if you can help.

SJVQG OPPORTUNITY QUILT STORY – Teresa Orr

It all started with “**Teresa** do you want my scrapes as I’m moving and have to get rid of some things.” (**Tracy Newkirk**) Then progressed to I know someone (**Judy Gagnebin**) who does wonderful paper piecing. The plan was hatched make a pineapple quilt as the opportunity quilt. **Tracy’s** fabric left overs along with mine and **Judy’s**, became **Judy’s** palet for the opportunity quilt. A week or two later and I, was quilting the queen sized quilt. I just had the binding attached when **Joanie Martin** said she would finish the binding, hanging sleeve and label. Wow what a combination of friends and talent to come together for a beautiful quilt.



MEMBERSHIP – Sharon Pryor

Our Membership Drive starting September 1, 2021 is now underway. The application can be found in this newsletter or on the website at sjvqg.net. Dues are \$35 annual (\$38 if using PayPal) and can be mailed in with your application or paid online.

The **Free Membership Drawing** will be held during the October meeting. All members whose dues are paid by the September meeting will be entered.

The 2021-2022 membership directory will be updated and available online in November. Membership cards will be available at the November meeting at the membership table.

The current password for access to the ‘Members Only’ section of our website and for access to our ZOOM meetings has been previously sent out to all members in good standing.

HAPPY BIRTHDAY - Happy Birthday Wishes go out to the following September birthdays.

Elena Diestelkamp

Anita Frede

Sharon Hebrard

Julie Hicks

Julie Hornback

Debbie Keldrauk

Lois Light

Carrie Lopez

Dee Mooneyham

Carol Peverill

Sharon Pryor

Carol Shervem

Sherril Nell Wells

BLOCK OF THE MONTH (BOM) – Barbara Pearson & Shannon Mueller

September's block of the month is "An Apple a Day" with the choice of three different apple blocks. Making all 3 blocks and turning them in at the meeting will increase your chance in the drawing for the jar of honey. The patterns and directions have been sent by E-Blast.

Thirteen "Dog Days of Summer" blocks were donated in August that will be made into comfort quilts for the Guild. **Beverly Kuykendall** with 4 blocks won the drawing.



If you have any questions, please feel free to call us.

THE STASH ASIAN CHALLENGE – November 4th (Note change of date)



Two quilts finished for the Asian Challenge

Our guild stash was given with some beautiful Asian-themed fabrics. Enough of them that we want to share! The caveat is that you need to make a quilt out of it (size does not matter) and save it until **November**

On **November 4th** we will host **ArtHop** at First Presbyterian Church in downtown Fresno and we will display our Asian quilts. **ArtHop** is in the evening on the first Thursday of the month. The quilts will remain on display for the month of **November**. Currently **ArtHop** is virtual, but we are hoping that this will be a live event that we can invite friends and family to attend.

Quilts for the **ArtHop** should be turned in to Joanie at the October meeting. You can contact **Joanie Martin** at svvqg1@gmail.com with any questions.

COMFORT QUILT NEWS – Susan Schara


Our August guild meeting was primarily an in-person one; it was great to see so many faces we'd missed for so long, and to try to remember names. Our program was a glorious show-and-tell with an amazing variety of items and their back-stories. And there were refreshments, too, just like old times!

It was obvious that our donation program was not forgotten: the Comfort Quilt table was heaped with completed quilts (5), top-and-back pairs (2), and tops (20!) sufficient to keep our quilting kit makers and volunteer quilters busy for quite some time. Several quilts went home with **Fanchon Owen** for binding as well. Thank you, everyone, for your support.

Rilda Hedgecock, a former member returning after an absence of a number of years, brought with her two lovely quilt tops. One was a log cabin design in a rainbow of colors, and the other was a bunk quilt top assembled from a frog pond themed kit provided by the comfort quilt team years ago. What a nice surprise to see Rilda again and have the chance to finish her very froggy quilt for a child in the **Marjaree Mason Shelter Program**. It also served as a reminder to the comfort quilt team that quilt top kits used to be popular with our members, and we hadn't made any in a long while. If you would like to see the return of quilt top kits, please call **Susan Schara** to let us know what sizes and types of kits you'd like to have to choose from. Do you like collections of fabrics to turn into the blocks of your choice or would you prefer to have specific directions for specific outcomes? Your wish is our command


<<<<<< COMFORT QUILTS >>>>>>

WHETHER YOU PIECED, QUILTED, DID BINDING, DONATED FABRIC OR MADE KITS –THANK YOU!!!!











. PROGRAMS- Diana Gardner

Join Zoom Meeting by copying the link below

<https://us04web.zoom.us/j/6747551749?pwd=NWdEMTJFb212c1A1VXhLMDIUG9Mdz09>

or


Log In to **ZOOM.US** and enter the following information

Meeting ID: 674 755 1749

Password: Quilts

SEPTEMBER PROGRAM – “Minimal Design, Maximum Impact” Lecture by **DAVID OWEN HASTINGS** - David is a quilter, graphic designer, print and textile artist, and a former President of the Seattle Modern Quilt Guild. He creates contemporary art and modern minimal quilt and textile designs. David’s creative approach to modern quilting has led to a busy schedule of workshops and lectures on quilting, branding for artists, art and textile techniques.

This talk gives an overview of his process for coming up with simple graphic quilt designs, starting with stitched paper models (called maquettes). he shows examples of how to translate an architectural photo into a quilt design and has many samples of mini quilts he created using this process. The techniques he presents are also great for making unique modern quilt block designs. He also talks about walking foot quilting and how to break free from stitch in the ditch. **DAVID'S WEB SITE:** www.davidowenhastings.com



OCTOBER PROGRAM – Our October meeting is designated as a Chinese Auction: All members are invited to participate. The more members that bring items to donate to the tables, the more selections we will have to share. This is a good way to clean out your sewing room and possibly get something new and inspiring. So here is the information for you:

Suggestions of what to donate:

1. Fabric – bought too much, tired of it, too many squares, strips, left over blocks?
2. Unfinished Projects – tired of that quilt you started, have kits you will never do?
3. Notions, thread, needles, bobbins, rulers, trims, buttons, lace, zippers – have extras you don’t need?

Here is how it works:

1. You sign in, fill out the covid form and get your temp taken- don’t forget your mask!
2. Take your items into the main room and receive 4 participation tickets as you enter. Put your name on the back of the tickets. You may purchase additional tickets at 5 for \$1.00 if you want more.
3. Put your items next to a numbered brown paper bag on a table (group like items together).
4. Shop the tables for the items you desire. When you see an item you would like, place one or more of your tickets in the bag next to the item.

I will need help with setting up the tables. Anyone willing to assist me, please call me at 559-978-0706 or send me an email at dianalou93711@gmail.com

TREASURER REPORT – Reneeta Anthony

4:27 PM

08/13/21

San Joaquin Valley Quilters' Guild, Inc. Reconciliation Summary Westamerica Bank, Period Ending 07/30/2021

	Jul 30, 21
Beginning Balance	40,600.66
Cleared Transactions	
Checks and Payments - 4 items	-413.81
Deposits and Credits - 3 items	187.07
Total Cleared Transactions	-226.74
Cleared Balance	40,373.92
Uncleared Transactions	
Checks and Payments - 2 items	-373.73
Total Uncleared Transactions	-373.73
Register Balance as of 07/30/2021	40,000.19
New Transactions	
Checks and Payments - 4 items	-545.24
Total New Transactions	-545.24
Ending Balance	39,454.95

DISBURSEMENTS AND ACTIVITIES IN JULY, 2021: Four checks were cashed by Joanie Martin (\$43.16) for COVID items; Reneeta Anthony (\$40.65) for COVID meeting items and copy charges; Hope Lutheran Church paid for July rent (\$225); and Brian Tritch paid for technical services at the meeting (\$105). three deposits were made for Bank Interest (.67); membership fees by PayPal (\$146.40); and Program Income from Mug Rugs (\$40).

BUDGET DEVELOPMENT FOR 2021-22 The annual budget planning process began in July, with the FY2021-22 Draft Budget presented for discussion at the July 15, 2021, SJVQG Board meeting. The resulting draft budget for FY 2021-22 was included in the July, 2021 newsletter. This recommended budget was presented and adopted by the SJVQG Board on August 13, 2021.

KASES FOR KIDS

Diana Gardner

The Guild is looking for someone to take over **Kases for Kids**. Diana has a full plate and can no longer handle this activity. Text or call **Diana Gardner at (559) 978-0706** if you might be interested. Diana can tell you what is involved. This is a very worthwhile activity of the guild and much appreciated by the children and the workers in the foster care community. We will have to stop our involvement if there is no one to organize it for the guild.

There are many duffle bag and accessory bag kits available at the Stash Room and they will continue to be available all year. If you would rather pick them up from **Diana**, please call or text, so she can put them on the porch. (She works Tuesday, Wednesday and Thursday but is happy to leave them for you on the porch.) Our goal is 50 completed duffle bags for the 2021 year.

COFFEE CHAT 2021 – Joanie Martin & Diana Gardner

JOIN THE FUN---LEARN NEW QUILTING TECHNIQUES ---MARK YOUR CALENDAR for the Coffee Chat get-togethers at 11 a.m. – 12 Noon on the 2nd & 4th Tuesdays. September we will complete our focus on the color wheel and move on to trapunto. Join us to learn some new techniques.

September 14th & 28th, October 12th & 26th Zoom ID#674 755 1749 Password: Quilts

MUG RUGS FUND RAISER – Carol Shervem

Need an inexpensive gift? For \$5 you can purchase a set of mug rugs that includes a special 'cake in a mug' recipe. The Guild still has some sets left and will make the remaining sets available to members who attend guild meetings at the church.

DOTTIE'S FINDINGS – Dottie Daybell

SEPTEMBER 2021 FINDINGS

1. Terry gives us a tutorial on sun printing, which is interesting because she makes a stencil, rather than using stems, leaves or found objects. She has a cutting machine, but one can use hand-cutting methods, instead. She includes the JPG she used, and you could download that if you liked. But I wouldn't want to cut that one by hand!

<http://andsewitgoes.blogspot.com/2021/07/sun-printing-tutorial.html>

Her post with more of her printed fabrics is just before this one; click the "Older Post" link at the very bottom of this post, to see that one.

2. Patriotic BOM This 2011 Moda pattern uses a 2.5" jelly roll, plus yardage for sashing. I like the scrappy look, just hinting at a flag. Moda has reorganized their website, and many older pattern links are broken, but it's still available on the wonderful Internet Archive:

<https://web.archive.org/web/20150909130530/http://www.unitednotions.com/MBS-uncle-sams-quilt.pdf>

Andi doesn't give the final dimensions, but I calculate that it ends up about 42" x 60". The blocks finish at 9.5" x 15.5". If the quilt were to hang lengthwise, proper flag etiquette would require mirroring the blocks. A vertically hung flag against a wall should have the Union (the stars) on the viewer's left!

3. Rebecca talks about long arm quilting a top that was made with a stiffener and a fusible. Thought it was interesting!

<https://www.rebeccagracequilting.com/2021/07/tgiff-is-at-my-studio-this-week-modern.html>

4. Another long arm quilter, Afton, shows us how she stores things in her studio.

<http://www.quiltingmod.com/2021/07/long-arm-studio-organization.html>

5. Becky Goldsmith has tips about scissors.

<https://pieceocakeblog.com/2021/07/15/the-secret-lives-of-scissors/>

6. More and more bloggers are talking about Tilda fabrics, a Norwegian brand. They're tempting! Here is Tilda's free pattern page:

<https://www.tildasworld.com/free-patterns/>

***** **STITCHING & STUFF** *****

This free section is open for our individual members to post information regarding private classes they teach or other events they may have or are involved in. Submit your information to the editor by the 20th of the month.

Diana Gardner
Sewing Classes and Dolly Mamas Classes

Did you know? **Diana Gardner** is teaching sewing classes to any adult who wants to learn to sew. Classic, beginner classes as well as intermediate and advanced classes are available. Contact Diana for information as to days, time, location, class materials, and costs.

Diana also teaches a class called the “*Dolly Mamas*”. These students make a new outfit for an 18” American Girl doll every month. They have been sewing and creating new clothing for their dolls for the past two years. They learn something new each month while having fun sewing.

Call: **Diana Gardner, (559) 978-0706**. Please leave a message when you call.

Senior Quilters – Diana Gardner
Contact Diana for more information

Senior Quilters are meeting again! We now meet on the **First Monday of each month** at the Fresno Reformed Christian Church on West Shields and Crystal Avenues. We meet from 10 to 3. Bring your sewing machine and sewing kit, your lunch and your project(s). We have fabric and batting and lots of ideas if you are short on them. We are a friendly, helpful group who enjoy quilting. Our projects are donated to homebound seniors in our community. Any questions, call or text **Diana Gardner at (559) 978-0706** if you are interested in joining the group.

Rhea Wiens – Quilting Classes
Teaching Beginner classes up to Advanced classes

Come and enjoy taking quilting classes at Redeemer Lutheran Church with **Rhea Wiens**, Instructor. Schedule your time from one of the following:

Monday – 6pm – 8pm

Tuesday – 9:30am-11:30am * 1pm-3pm * 3:30pm-5:30pm * 6pm-8pm

Wednesday – 9am-11am * 6pm-8pm

Also available, Quilts by Design – Longarm hand-guided machine quilting by Rhea.

To get more information regarding long arm services and/or to schedule a class, call **Rhea Wiens at (559) 436-0775**. Please leave a message when you call.

***** **STITCHING & STUFF** *****

This free section is open for our individual members to post information regarding private classes they teach or other events they may have or are involved in. Submit your information to the editor by the 20th of the month.

Quilt Classes with **Nancy Christian**

\$30.00 per class

At D & J Sewing @ Gettysburg & Clovis Ave

Class hours are 9:30 am - 5:00 pm

Each month I teach a new quilt pattern, some may become your new favorite. I try to work with Fat Quarters and pre-cuts as we seem to buy those more easily.

I have the class on Wed, then on Thurs & Friday of the same week I offer 'Come Sew with Nancy'. You can finish up your projects or bring in other projects that you may be stuck on. This is a good time to visit with other quilters while you work on your projects. By the time you go home on Friday, you should have a completed quilt top done, or maybe more.

Wed Oct 13th class Pound Cake from the book Fun Friends & Fat Quarters

Thursday / Friday October 14/15th 'Come Sew with Nancy', \$20 per day

Wed Nov 10th class Floating Pinwheels from Scrap Basket Bounty, available at D & J

Thursday / Friday Nov 11 /12th 'Come Sew with Nancy', \$20 per day.

If you have any questions/concerns on the classes or the come sew, reach out to me and I will be happy to answer them.

Nancy Christian

559-203-0188

DON'T FORGET HOBBS UPC CODES FROM ANY SIZE!

Remember to check your sewing room—maybe there's a packaged, pre-cut Hobbs batting just waiting to be used in your next project. Cut the UPC code from the plastic wrapping and contact **Susan Schara**. Our guild can qualify for a hefty discount on the comfort quilt batting we use up so rapidly these days. We will be ordering one discounted queen-sized batting (we have to pay shipping) and need three more UPC codes. (This offer is for guilds, not individual quilters—sorry)

SAN JOAQUIN VALLEY QUILTERS' GUILD
MEMBERSHIP APPLICATION

Sept 1, 2021– Aug 31, 2022

Annual Dues - \$35 (\$38 if paying online using PayPal)

PLEASE PRINT LEGIBLY. Name, address, phone and e-mail will be printed in the membership directory and on the password protected website.

Name _____

Mailing Address _____

City _____ State _____ Zip Code _____

Phone Number: _____

E-mail _____

Please **PRINT** all characters legibly.

Membership directory? Electronic _____ Printed _____

New Member _____ Renewal _____ Month of your birth _____

Are you a Past President _____ Charter Member _____

Skill Level: Beginner _____ Intermediate _____ Advanced _____ Houston Award Winner _____

What is your Quilting Style? (machine or hand piecing, appliqué, modern, traditional, etc)

What skills or experience would you like to share with us?

Are you interested in serving on the Guild Board or one of the many committees?

Turn your completed application and membership fee in at the Guild meeting or mail to:
Membership Committee, SJVQG, P.O. Box 3256, Clovis, CA 93613.

For Membership Chairman's use only (do not fill in).

Date Processed _____ \$ _____ Check # _____ Cash _____

FREE MEMBER ADS

Classified 'For Sale' ads for individual members are free. If you have an 'extra' sewing machine or any sewing, fiber arts or quilt related items you would like to sell, send a description and possibly a picture to the editor by the 20th of the month. Call the editor if you have any questions.

Stitching & Stuff - This free section is open for our individual members to post information regarding private classes they teach or other events they may have or are involved in. Submit your information to the editor by the 20th of the month.

Quilters' Corner – For members to share information and photos about their quilts, ribbons won, rides wanted to out of town quilt shows, etc.

This is **YOUR** newsletter. If you have any information or news of interest to fellow quilters, quilt show information, articles or ads you want to share with our members, please submit them to the editor **on or before the 20th day of the month.**

Irene Allen, editor, 559-304-2831, irene.allen81@yahoo.com

WAYS TO SUPPORT YOUR GUILD – Reneeta Anthony



[AmazonSmile: You shop. Amazon gives.](#)

Please remember when you are shopping on-line to use the SJVQG AmazonSmile page when you order. If you click on the link above, you will go to the SJVQG identifying number so your purchase can help the guild. If you need the link, copy/paste:

<https://smile.amazon.com/ch/77-0162207>

Donations If you are blessed this year and are able and desire to contribute to your quilt guild, please consider us in your giving budget. The SJVQG is a 501(c)3 organization, and we will provide you with a tax receipt of your contribution. Contact **Reneeta Anthony** if you have questions at 559-779-2288 to obtain more information or send a check payable to: SJVQG, PO Box 3256, Clovis, CA 93613.

CALENDAR OF EVENTS – 2021

Join Zoom Meetings by copying the link below

<https://us04web.zoom.us/j/6747551749?pwd=NWdEMTJFb212c1A1VXhLMDIiUG9Mdz09>

The general meetings are now “hybrid” – Join in-person at the church or via ZOOM.

or

Log In to [ZOOM.US](https://zoom.us) and enter the following information

Meeting ID: 674 755 1749 - Password: Quilts

- Sep 9 SJVQG General Meeting, Starts at 7 p.m. – In-Person and Zoom
Speaker: **David Owen Hastings** . WEB SITE: www.davidowenhastings.com
- Sep 14 Coffee Chat - 11 – 12 noon via zoom
- Sep 16 SJVQG Board Meeting – 6:30 p.m.
Joanie Martin’s House
- Sep 28 Coffee Chat – 11 – 12 noon via zoom
- Oct 6-17 Fresno Fair – Opportunity Ticket Sales
- Oct 12 Coffee Chat – 11 – 12 noon via zoom
- Oct 14 SJVQG General Meeting, Starts at 7 p.m.
Chinese Auction
- Oct 21 SJVQG Board Meeting – 6:30 p.m.
Joanie Martin’s House
- Oct 26 Coffee Chat 11 – 12 noon via zoom
- Nov 4 SJVQG ArtHop Presentation of Asian Quilts
Gallery at First Presbyterian Church, 1540 M Street, Fresno 93721

>>>>>>>> >< <<<<<<<<<



Cotton-Pick'n Quilts

Longarm quilting service


Janet DeJong

(559)765-7015

janetdejong10@gmail.com

*Many digital edge-to-edge designs to
choose from*


A smoke-free, pet-free environment



Sew - N - Tech

Sandy Gaines

Sewing Arts Instructor



- **Quilting & Sewing Services**
- **Quilting & Sewing Instruction**
- **Classes, Lessons, & Seminars**
- **Software & Technical Support**
- **Sewing Machine Service**
- **Longarm Sales & Service**

Let's get you Stitching
(559) 338-3273