



## SAN JOAQUIN VALLEY QUILTERS' GUILD

\*\*\**APRIL 8TH IS VIRTUAL MEETING*\*\*\*

WE MEET THE SECOND THURSDAY OF EACH MONTH • 7 PM  
AT HOPE LUTHERAN CHURCH • 364 E BARSTOW AVE • FRESNO, CA  
(NW CORNER OF FRESNO ST AND BARSTOW AVE)  
DOORS OPEN AT 6 PM, TABLES OPEN AT 6:30 PM, MEETING AT 7 PM  
*COME EARLY TO SOCIALIZE!*

Apr 2021  
Volume 33, No. 8

S.J.V.Q.G.  
P.O. Box 3256  
Clovis, CA  
93613  
[www.sjvqg.net](http://www.sjvqg.net)

### PRESIDENT'S MESSAGE



KYOTO MEMORY QUILT

I love to travel. In a car or on a plane. I'm energized by new sights and sounds, and meeting new people. And trying new food! On our trip to Asia in early 2020 we took cooking classes in Thailand and in Japan. Travel comes with its own stress. Less sleep/new bed, long hours on a plane or on the road. I spent hours researching where we should go and looking at reviews for classes and things we needed to see.

Two of the places we visited were not on my plan! The charming city of Arishiyama greeted us with huge pillars lined with kimono silk fabric. And we did not know that our visit to the Jonan-gu Shrine was the premiere day to see the plum blossoms!

Travel is a lot like making a quilt. We research patterns and audition fabrics. And unless we have bought a kit, we really do not know what our quilt is going to look like. And sometimes a change to the pattern or fabric becomes the "sparkle" in our quilt!

When Diana and Teresa mentioned a crazy quilt project for Coffee Chat, I knew I would pull out the scraps of cotton and silk I had purchased at a temple flea market. This is my completed crazy quilt. I hope you are being inspired by your memories of places you have visited and fabrics you have collected.

I'm not sure how we will redeem the months lost of gathering in person and see the quilts we have made. Maybe we'll need to make one night a Show and Tell.

We are still meeting virtually by Zoom for Coffee Chats and our guild meeting. I hope to see you there!

## MEMBERSHIP – Sharon Pryor

The guild is still accepting applications for new and renewed memberships. The application can be found in this newsletter or on the website at [sjvqg.net](http://sjvqg.net). Dues are \$35 (\$38 if using PayPal) and can be mailed in with your application or paid online.

In order to deliver membership cards to those who have paid their membership dues, this year due to the COVID-19 pandemic, the Guild mailed out 'membership postcards' for members to use for discounts at quilt/fabric stores. Since it may still be a while until we are able to meet in person, it was determined that this was the most cost-effective way to provide you with proof of membership. Your PINK membership card is mailed out when your dues are received and your membership has been updated.

The 2020-2021 password for access to the 'Members Only' section of our website and for access to our ZOOM meetings will be sent out to all members in good standing soon.

**HAPPY BIRTHDAY** - Happy Birthday Wishes go out to the following April birthdays.

**Sue Costello**

**Diane Dunn**

**Carol Mills-Henry**

**Janet Nuxoll**

**Theresa Pallares**

**Sheila Wolff**

Joanie Martin, President

## BLOCK OF THE MONTH – Sonja Hernandez

Block of the Month (BOM) patterns and directions are now sent out via E-Blasts each month. Whether you do one block or make a quilt, wall hanging, table runner or whatever...don't forget to send a photo to the President at [sjvqg1@gmail.com](mailto:sjvqg1@gmail.com) so we can all see your creation AND your name will be entered in our monthly BOM drawing. Keep in mind your BOM blocks can also be donated to the comfort quilt stash so they can be incorporated into a comfort quilt. The winner of the March BOM was **Kathy Robertson** with her fun submarine block. Join us for the April 'scrabble board' BOM.





## COMFORT QUILT NEWS – Susan Schara

“Help! Help!” (Is that a request, or a command?) Currently, there are 25 quilting kits in the stash, waiting for volunteer quilters, and exceeding the shelf space available. Could you help? Currently, there are 30 top/back pairs (thank you, **Lois**) waiting for batting and binding to become quilting kits and move onto those shelves, too. Could you help? Currently, we need tote bags for the many quilting kits too bulky to fit in zip-lock bags. Could you help? Currently, there are bags and boxes of donation fabric waiting to be sorted, and encroaching on floor space needed for freedom of movement in the stash room. Could you help? Currently, there are plenty of openings for stash helpers and volunteer quilters. On-the-job training is available, and appreciation and gratitude provided.

In March, contributions **to** our donation program included quilt tops from **Kim Killian** (3), **Donna Coppin**, **Beverly Kuykendall** (2), and **Carol Mills-Henry** (3); quilting kits from **Gerri Pymm** (6) and Cindy Katsura (20); top/back pairs from **Lois Light** (30!); back fabric from **Nancy Lord**; and finished quilts from **Jan Kinney** (8), **Nancy Christian** (4), and **Connor Hightower**. Our faithful volunteer quilters and binder participated as usual. Thanks, everyone.

Contributions **from** our donation program included 1 to Kases 4 Kids, 6 to dialysis centers, 23 to the Marjaree Mason Shelter Program, and 8 quilts and 4 afghans to hospice.


**WHETHER YOU PIECED, QUILTED, DID BINDING, DONATED FABRIC OR MADE KITS –THANK YOU!**



## MORE COMFORT QUILTS



**MORE COMFORT QUILTS**



**MORE COMFORT QUILTS**



## **BYLAWS AND POLICIES AND PROCEDURES (PP) COMMITTEE**

**Reneeta Anthony**

### **OPPORTUNITY FOR MEMBERS - BYLAWS AND POLICIES AND PROCEDURES (PP) COMMITTEE**

The SJVQG Bylaws govern the focus for the guild from year to year as well as outline the expectations and operation of the guild's business practices and ethics. The Policies and Procedures (PP) provide each of the Guild's standing committees and officers with guidance to meet all of the operational needs of the guild. Each year the Guild's President and Board members review the bylaws and policies and procedures to see if they need further refinement. **Joanie Martin**, President, has asked this year's committee to be led by **Reneeta Anthony**. Any of the SJVQG members are invited to participate in the 2021 Bylaws & PP Committee. The first meeting of the SJVQG Bylaws and PP Committee will be held via zoom on **April 6, 2021 at 2:00 PM – 3:00 PM**. Members are encouraged to participate. Meetings will occur twice per month through July. We will address one operation at each meeting (Bylaws one meeting and PP at the next meeting). **Contact Reneeta Anthony at Reneeta@yahoo.com or 559.779.2288 to participate**. Join Zoom Meeting by copying the link below

<https://us04web.zoom.us/j/6747551749?pwd=NWdEMTJFb212c1A1VXhLMDIiUG9Mdz09>

or

Log In to ZOOM.US and enter the following information

Meeting ID: 674 755 1749 -- Password: Quilts

There is one guild committee addressing both the Bylaws and the PP. All meetings will occur from 2:00 PM to 3:00 PM via ZOOM.

#### **Bylaw meetings, 2-3 PM:**

4/19 - Monday

5/24 - Monday

6/21 - Monday

#### **Policies and procedures meetings:, 2-3 PM**

4/6 - Tuesday

5/3 - Monday

6/8 - Tuesday

**Please contact Reneeta at Reneeta@yahoo.com or 559.779.2288 to participate.** Tune into Zoom via the instructions above.

**KASES FOR KIDS**  
**Sonja Hernandez & Diana Gardner**

There are many accessory bag kits available at the Stash Room and they will continue to be available all year. In January we will begin a new duffle bag project with a goal of 50 completed duffle bags for the 2021 year.

Text or call **Diana Gardner** at **(559) 978-0706** to reserve a duffle bag kit.

**. PROGRAMS- Diana Gardner**

Join Zoom Meeting by copying the link below

**<https://us04web.zoom.us/j/6747551749?pwd=NWdEMTJFb212c1A1VXhLMDIUG9Mdz09>**

or

Log In to **[ZOOM.US](https://zoom.us)** and enter the following information

**Meeting ID: 674 755 1749**

**Password: Quilts**

**APRIL PROGRAM:** Diane Harris is a quilt designer, speaker and teacher. After 11 years as an editor for **Quiltmaker** magazine, she formed Stash Bandit, through which she presents energetic trunk shows and engaging classes for quilters. She is passionate about making scrap quilts and creating interesting original designs. She never met a fabric she didn't like, and her work is regularly featured in national publications. Diane lives on a working farm in rural Nebraska. Learn more at [stashbandit.net](http://stashbandit.net) and on Instagram, @stashbanditquilting.

The handouts located at the end of this newsletter are called Diane's Best Tips, Make Extra Scrap Handout and MESQ Links. It's nice if you print out "MESQ Links" because during the trunk show, you can follow along and mark the ones you like.

**MAY PROGRAM:** Kim Brownell, Lecture "Challenges: What to do?" and the Wacky Doodle Trunk Show. See more at Kim's website: <http://www.thewackydoodlequilter.com>

**JUNE PROGRAM:** To be Announced.

**DON'T FORGET HOBBS UPC CODES FROM ANY SIZE!**

Remember to check your sewing room—maybe there's a packaged, pre-cut Hobbs batting just waiting to be used in your next project. Cut the UPC code from the plastic wrapping and contact **Susan Schara**. Our guild can qualify for a hefty discount on the comfort quilt batting we use up so rapidly these days. We will be ordering one discounted queen-sized batting (we have to pay shipping) and need three more UPC codes. (This offer is for guilds, not individual quilters—sorry.)

## **COFFEE CHAT 2021 - Sonja Hernandez & Diana Gardner**

Members who attended the Coffee Chat on March 23rd shared their crazy quilt projects. All so different and creative!. From table runners to doll capes. Below are a sample of some of the crazy quilt blocks. We also shared some ideas on how to care for quilts and discussed the question “prewash or not?”

So then the question as what to do next. **Beverly Kuykendall** wants to learn how to quilt as you go. **Kathy Robertson** and **Rosalind Haywood** shared quilts that they have made using this technique. Our plan is to work on this project at our next chat, which isn't until April 13th. We've included two You Tube videos that may be helpful.

How to “Quilt As You Go” with Jenny Doan

<https://www.youtube.com/watch?v=79Tm7oylDNo>

Quilt As You Go with the Gourmet Quilter

<https://www.youtube.com/watch?v=ji8BLS2rNHA>



Pauline Beaton



Barbara Pearson



Beverly Kuykendall

JOIN THE FUN---LEARN NEW QUILTING TECHNIQUES ---MARK YOUR CALENDAR for the Coffee Chat get-togethers at 11 a.m. – 12 Noon on the 2<sup>nd</sup> & 4<sup>th</sup> Tuesdays.

**April 13 and 27**

**Zoom ID#674 755 1749. Password: Quilts**

## **AN OPPORTUNITY TO SERVE OUR COMMUNITY**

Butterfly Gardens will open in Clovis in July 2022. These 75 apartments will serve people who are homeless and also have disabilities. It is a permanent housing development and they are very focused on creating a place of dignity where people can start fresh.

They are looking for wall quilts to decorate the common spaces and hallways and they contacted our guild to see if any of our members would like to donate one of their quilts.

If you are interested or have questions please contact **Joanie Martin** at [sjvqg1@gmail.com](mailto:sjvqg1@gmail.com).

## **GUILD NOMINATING COMMITTEE**

We are looking to begin the process of forming a Nominating Committee for board members for the 2021-2022 year. If you have any interest in serving on this committee please contact **Joanie Martin** at [sjvqg1@gmail.com](mailto:sjvqg1@gmail.com).

## **WHEN WILL WE OPEN IN PERSON?**

At our last meeting a question was raised as to when we will be open and meet in person. It is important for you to know that your board is interested in gathering in person and in keeping our members safe and healthy. We have decided to revisit this question in May. Any changes to this decision will be announced at our meetings and through our newsletter and E Blasts.

If you have any comments or questions please direct them to [sjvqg1@gmail.com](mailto:sjvqg1@gmail.com).

## **ELNA SERGER**

A guild member is looking to gift someone with an Elna Serger. When she used it last, about 10 years ago, it was in working order. She also has a lot of Maxi Lock Thread.

Please contact **Joanie Martin** at [sjvqg1@gmail.com](mailto:sjvqg1@gmail.com) if you are interested.

## **DOTTIE'S FINDINGS – Dottie Daybell**

### **APRIL 2021 FINDINGS**

1. Since 2004, Australian quiltmaker Pam Holland has been working on an appliqué recreation of the Bayeux Tapestry, full-size! All 236 feet of it. How come I just learned about it? Here are her blog posts:

<https://iampamholland.com/category/blog/bayeux-blog/>

2. Patriotic BOM This pattern, Star of Wonder, is for a 12" star block that is easy to make, and interesting. She shows a table runner with 1" finished sashing. Making it into a quilt is up to you this month!

<https://littlebunnyquilts.blogspot.com/2016/12/deck-halls-blog-hop.html>

3. Gladi has a tutorial for her prepared-edge applique. She doesn't use glue.

<https://gladiquilts.wordpress.com/2021/02/20/february-20-2021-maple-leaf-rag-border-mini-prepared-edge-applique-tutorial-and-more/>

4. Debbie takes us down another rabbit hole!

<https://aquilterstable.blogspot.com/2021/03/patchwork-sashiko.html>

5. Beth shows us how she plans a machine quilting path to stitch an entire block in one pass, without cutting the thread.

<https://cookingupquilts.com/creating-a-quilting-path/>

6. Saija in Finland makes wonderful quilts! This one uses a simple square block similar to Drunkard's Path, but with a larger quarter circle and a smaller concave piece.

<https://saijaelina.blogspot.com/2021/03/kevainen-aerial.html>

## WAYS TO SUPPORT YOUR GUILD – Reneeta Anthony



AmazonSmile: You shop. Amazon gives.

Please remember when you are shopping on-line to use the SJVQG AmazonSmile page when you order. If you click on the link above, you will go to the SJVQG identifying number so your purchase can help the guild. If you need the link, copy/paste:

<https://smile.amazon.com/ch/77-0162207>

**Donations** If you are blessed this year and are able and desire to contribute to your quilt guild, please consider us in your giving budget. The SJVQG is a 501(c)3 organization, and we will provide you with a tax receipt of your contribution. Contact **Reneeta Anthony** if you have questions at 559-779-2288 to obtain more information or send a check payable to: SJVQG, PO Box 3256, Clovis, CA 93613.

## OPPORTUNITIES IN THE SJVQG

Several on-going committees listed below need either leadership or help. Check out the list and contact any Board member for additional information on these committees.

**The Policy & Procedures and Bylaws Committee and the Nominating Committee are now forming and meetings will begin soon**

**Trip Coordinator:** Organize trips to Road to California, Sisters or other shows for fun and excitement. Without Coordinator and assistants, there will be no out of town trips planned.

**Quilt Challenge:** Help plan a quilt challenge for our members selecting the subject, the prizes and setting up the display of quilts.

**Assistant Programs Coordinator** – If you are interested in learning about building the programs for our Guild, you can help the Programs Coordinator in organizing, preparing and setting up for guild programs. IF interested or for questions, contact **Diana Gardner** @ 559-978-0706

**Assistant or co-editor for newsletter** –An opportunity to be one of the first to know what is happening in the Guild. Learn how easy it is to produce the newsletter. Possibly communicate with advertisers regarding ads and payments as necessary. Provide backup to the editor if needed or if desired share the duties. If interested or for questions, contact **Irene Allen** @ 559-304-2831

## CALENDAR OF EVENTS – 2021

Join Zoom Meetings by copying the link below

<https://us04web.zoom.us/j/6747551749?pwd=NWdEMTJFb212c1A1VXhLMDIUG9Mdz09>

or

Log In to [ZOOM.US](https://zoom.us) and enter the following information

Meeting ID: 674 755 1749 - Password: Quilts

- Apr 6 Policy and Procedures Meeting via ZOOM, 2-3 p.m.
- Apr 8 SJVQG General Meeting ZOOM Starts at 7 p.m.  
Diane Harris, <http://stashbandit.net>
- Apr 13 Coffee Chat 11 a.m.- 12 noon
- Apr 15 SJVQG Board Meeting ZOOM – 6:30 p.m.
- Apr 19 ByLaws Meeting via ZOOM, 2-3 p.m.
- Apr 27 Coffee Chat 11 a.m.
- May 3 Policy and Procedures Meeting via ZOOM, 2-3 p.m.
- May 13 SJVQG General Meeting ZOOM Starts at 7 p.m.  
Kim Brownell, <http://www.thewackydoodlequilter.com>
- May 20-----SJVQG Board Meeting ZOOM – 6:30 p.m.
- May 24 ByLaws Meeting via ZOOM, 2-3 p.m.
- Jun 8 Policy and Procedures Meeting via ZOOM, 2-3pm
- Jun 10 SJVQG General Meeting, Starts at 7 p.m.  
Speaker to be announced
- Jun 17 SJVQG Board Meeting – 6:30 p.m.
- Jun 21 ByLaws Meeting via ZOOM, 2-3 p.m.

VIRTUAL QUILT SHOW ANNOUNCEMENT AT END OF NEWSLETTER

>>>>>>>> >< <<<<<<<<<

\*\*\*\*\* **STITCHING & STUFF** \*\*\*\*\*

*This free section is open for our individual members to post information regarding private classes they teach or other events they may have or are involved in. Submit your information to the editor by the 20<sup>th</sup> of the month.*

**Diana Gardner**  
**Sewing Classes and Dolly Mamas Classes**  
**Classes on hiatus until further notice**

Did you know? **Diana Gardner** is teaching sewing classes to any adult who wants to learn to sew. Classic, beginner classes as well as intermediate and advanced classes are available. Classes are held every Monday from 12 noon to 3:00 p.m. Contact Diana for information as to location, class materials, and costs.

Diana also teaches a class called the “*Dolly Mamas*” in Clovis on the third Tuesday of each month. These students make a new outfit for an 18” American Girl doll every month. They have been sewing and creating new clothing for their dolls for the past two years. They learn something new each month while having fun sewing.

Call: **Diana Gardner, (559) 978-0706**. Please leave a message when you call.

**Senior Quilters – Diana Gardner**  
**Contact Diana for more information**

We meet at the Fresno Christian Reformed Church on West Shields and Crystal Avenues to make quilts to donate to homebound seniors. Bring your lunch and sewing machine and sewing kit. Contact **Diana Gardner (559) 978-0706** if you are interested in joining the group.

**Rhea Wiens – Quilting Classes**

Come and enjoy taking quilting classes at Redeemer Lutheran Church with **Rhea Wiens**, Instructor. For more information and to schedule your time from one of the following, please call **(559) 436-0775**.

Monday – 6pm – 8pm

Tuesday – 9:30am-11:30am \* 1pm-3pm \* 3:30pm-5:30pm \* 6pm-8pm

Wednesday – 9am-11am \* 6pm-8pm

Also available Quilts by Design – Longarm hand-guided machine quilting by Rhea.

***SAN JOAQUIN VALLEY QUILTERS' GUILD***

***MEMBERSHIP APPLICATION***

Sept 1, 2020– Aug 31, 2021

Annual Dues – \$35.00 (\$38 if using PayPal)

**PLEASE PRINT LEGIBLY. Name, address, phone and e-mail will be printed in the membership directory and on the password protected website.**

Name \_\_\_\_\_

Mailing Address \_\_\_\_\_

City \_\_\_\_\_ State \_\_\_\_\_ Zip Code \_\_\_\_\_

Phone Number: \_\_\_\_\_

E-mail \_\_\_\_\_

Please **PRINT** all characters legibly.

Do you want your roster information on the password protected website? Yes \_\_\_ No \_\_\_  
(If left blank, information provided above will be on website for membership viewing only)

Do you want a printed membership directory? Yes \_\_\_ No \_\_\_

New Member \_\_\_\_\_ Renewal \_\_\_\_\_ Month of your birth \_\_\_\_\_

Are you a Past President \_\_\_\_\_ Charter Member \_\_\_\_\_

**Skill Level:** Beginner \_\_\_ Intermediate \_\_\_ Advanced \_\_\_ Houston Award Winner \_\_\_

**What is your Quilting Style?** (machine or hand piecing, appliqué, modern, traditional, etc)

\_\_\_\_\_

**What skills or experience would you like to share with us?**

\_\_\_\_\_

**Are you interested in serving on the Guild Board or one of the many committees?**

\_\_\_\_\_

Turn your completed application and membership fee in at the Guild meeting or mail to:

**Membership Committee, SJVQG, P.O. Box 3256, Clovis, CA 93613.**

---

**For Membership Chairman's use only (do not fill in).**

Date Processed \_\_\_\_\_ \$ \_\_\_\_\_ Check # \_\_\_\_\_ Cash \_\_\_\_\_

## FREE MEMBER ADS

**Classified 'For Sale' ads for individual members are free.** If you have an 'extra' sewing machine or any sewing, fiber arts or quilt related items you would like to sell, send a description and possibly a picture to the editor by the 20<sup>th</sup> of the month. Call the editor if you have any questions.

**Stitching & Stuff** - This free section is open for our individual members to post information regarding private classes they teach or other events they may have or are involved in. Submit your information to the editor by the 20<sup>th</sup> of the month.

**Quilters' Corner** – For members to share information and photos about their quilts, ribbons won, rides wanted to out of town quilt shows, etc.

This is **YOUR** newsletter. If you have any information or news of interest to fellow quilters, quilt show information, articles or ads you want to share with our members, please submit them to the editor **on or before the 20<sup>th</sup> day of the month.**

**Irene Allen**, editor, 559-304-2831, [irene.allen81@yahoo.com](mailto:irene.allen81@yahoo.com)

## THE QUILT DOCTOR IS IN – ASK VIA ZOOM COFFEE CHAT

Unsure how to turn your binding? Unsure about a technique? Unsure how to get your seams to match? Have a question about a technique new you? Join our ZOOM Coffee Chats and ask...bet you will get some good input.

Our Guild is full of resources and knowledge. **Joanie Martin, Teresa Orr, Diana Gardner** are here to help you. We will help to answer your question or to find a friendly knowledgeable resource in our Guild.

It has been my experience as a quilter that quilters in general love to share their knowledge with other quilters. If the only obstacle standing in your way from starting that new project or finishing your old project is a question, then come see us in the back.

If you have a lot of experience in a specific area or technique and would be willing to share your knowledge, come sign up in the back as a resource. Happy Quilting!



**Cotton-Pick'n Quilts**  
Longarm quilting service

Janet DeJong  
(559)765-7015  
[janetdejong10@gmail.com](mailto:janetdejong10@gmail.com)


*Many digital edge-to-edge designs to choose from*

*A smoke-free, pet-free environment*

## Sew - N - Tech

### Sandy Gaines

#### Sewing Arts Instructor



- **Quilting & Sewing Services**
- **Quilting & Sewing Instruction**
- **Classes, Lessons, & Seminars**
- **Software & Technical Support**
- **Sewing Machine Service**
- **Longarm Sales & Service**

**Let's get you Stitching**  
**(559) 338-3273**



## Mennonite Quilt Center

**OPEN FOR IN-STORE SHOPPING**  
**TUESDAY THRU SATURDAY**  
**10 a.m. – 3 p.m. Masks Required**

**GUILD MEMBERS – 15% OFF**


**Shop online and have it shipped, or arrange curb-side pickup**  
**Check our website for updates**  
**Check our website for all updates**

1012 G Street, Reedley, CA  
559-638-3560  
[www.mennonitequiltcenter.org](http://www.mennonitequiltcenter.org)  
9-4 Monday-Friday, 9-3 Saturday  
Find us on Facebook and Instagram  
@mennonitequiltcenter

### FOOTHILL QUILTERS GUILD

*Proudly Presents our*  
**2021 Virtual Quilt Show**  
**APRIL 1-30, 2021**

Visit our show: [www.foothillquilters.org/2021quiltshow.html](http://www.foothillquilters.org/2021quiltshow.html)



**SHARING THE JOY OF QUILTING**


Featuring over 200 quilts  
Vote for your favorites  
Vendors  
Trunk shows  
Tutorials  
Online demonstrations and more!

Opportunity Quilt  
Drawing  
Saturday, April 10  
Quilt designed by  
Katie Pasquino Masopust  
Quilted by Beth Handy

Opportunity Quilt  
Organized by  
Karren Lusignan

**We'll be Back!!**  
**Save the dates April 1 and 2, 2022!**

For more information, call Gail (530) 613-1975



## DIANE HARRIS – APRIL PRESENTATION



### **Make Extraordinary Scrap Quilts**

By Diane Harris, Stash Bandit LLC

The Irony Quilt by Everyday Stitches: [https://www.etsy.com/listing/695674159/the-irony-quilt-pattern-40-x-48-by?ref=shop\\_home\\_active\\_46&crt=1](https://www.etsy.com/listing/695674159/the-irony-quilt-pattern-40-x-48-by?ref=shop_home_active_46&crt=1)

Everybunny pattern for sale from Quilting Daily: <https://www.quiltingdaily.com/product/everybunny-quilt-pattern-download/>

Framework (fake borders), read more about value and this quilt: <https://stashbandit.net/the-value-of-value/>

Lucky free shamrock pattern: <https://stashbandit.net/four-leaf-clover-quilt-free-pattern/>

Rainbow Reindeer: Block by Lorna at Sew Fresh Quilts. <https://www.etsy.com/ca/shop/SewFreshQuilts>

Home for Christmas tree quilt: <https://www.quiltingdaily.com/product/twinkling-bright-quilt-pattern-download/>

The Great Pumpkin pattern: <https://www.quiltingdaily.com/product/the-great-pumpkin-quilt-pattern-download/?query=great%20pumpkin>

Holiday Patchwork Forest pattern: <https://diaryofaquiltershop.com/products/holiday-patchwork-forest-pattern-pdf>

Bursting Star free pattern: <https://s31968.pcdn.co/wp-content/uploads/pdf/BurstingStarWebBonusLowRes.pdf>

Diane's related blog post: <https://www.quiltingdaily.com/i-love-this-quilt-bursting-star-mccalls-quilting-blog/>

Nine Patch Jambalaya: How it's done: <https://stashbandit.net/nine-patch-jambalaya-how-its-done/>

Fowl Play quilt pattern for sale from Quilting Daily: <https://www.quiltingdaily.com/product/fowl-play-quilt-pattern-download/>

Trick or Treat free block pattern: <https://stashbandit.net/free-halloween-quilt-block/>

Printer-friendly version: <https://stashbandit.net/wp-content/uploads/Trick-or-Treat-free-quilt-block-pattern-.pdf>

Free hearts quilt pattern: <https://stashbandit.net/free-patterns/to-you-with-love-free-quilt-pattern/>

The Giant Pineapple free quilt pattern: <https://stashbandit.net/the-giant-pineapple-quilt-instructions/>

HAVE NO FEAR blog post: <https://stashbandit.net/have-no-fear/>

Christmas Chevrons freebie: <https://stashbandit.net/machine-quilting-practice-christmas-chevron/>



### Diane's Best Tips for Scrap Quilts

1. It's ugly at first. Just keep sewing!
2. Use lights, mediums and darks.
3. It usually helps to add some brights. Too many grayed fabrics make a lifeless scrap quilt.
4. If something sticks out too much, add MORE of it.
5. Small patches are easier to manage than large patches.
6. Value is more important than color.
7. Go for variety in scale, which is the size of the print or pattern.
8. You usually need something to tie it all together, like one fabric for sashing, or background, or borders. Sometimes a great black/white fabric will do the trick. Sometimes it's just the style of the fabric.
9. Audition, audition, audition: vertical surface, standing WAY back.
10. Great scrap quilts don't just happen. It takes a lot of deliberation.
11. You'll get better with practice.



Visit the Stash Bandit blog for how-tos, my latest quilts and more! [stashbandit.net](http://stashbandit.net)

Follow me on Instagram:  
[@stashbanditquilting](https://www.instagram.com/stashbanditquilting)

Like my Facebook page:  
[Facebook.com/stashbandit](https://www.facebook.com/stashbandit)

Do you have a friend or relative in a guild elsewhere? If so, please pass my name along as a potential speaker. I'd be ever grateful!

Diane Harris • Stash Bandit LLC • [diane@stashbandit.net](mailto:diane@stashbandit.net)  
402 756 1541 • Bladen, NE • Visit [stashbandit.net](http://stashbandit.net)




## Make Extraordinary Scrap Quilts with Diane Harris

Begin with something easy that uses up fabrics you already have!

1. **Disappearing Nine Patch.** Use 2" squares or strips to make Nine Patches. Doesn't matter where you put the lights and darks, you can have some of each kind. Cut the Nine Patches in half in both directions. (The center point is 2-1/2" from the raw edge.) Randomly sew the patches back together in rows; always keep the tiny patch in the same position, such as bottom left. Add a border and call it good.



2. **Bricks.** Cut random fabrics into 2-1/2" x 4-1/2" bricks. Choose pairs of a light and a dark. Sew pairs together into blocks. Sew blocks together like this:



3. **Baby Windmills.** Cut patches 1-1/2" x 2-1/2". Takes four of one fabric and four of another fabric. Sew together in pairs. Arrange the pairs into a windmill. Make sure they all spin in the same direction!

