



SAN JOAQUIN VALLEY QUILTERS' GUILD

****MARCH 11TH IS VIRTUAL MEETING****

WE MEET THE SECOND THURSDAY OF EACH MONTH • 7 PM
AT HOPE LUTHERAN CHURCH • 364 E BARSTOW AVE • FRESNO, CA
(NW CORNER OF FRESNO ST AND BARSTOW AVE)
DOORS OPEN AT 6 PM, TABLES OPEN AT 6:30 PM, MEETING AT 7 PM
COME EARLY TO SOCIALIZE!

Mar 2021
Volume 33, No. 7

S.J.V.Q.G.
P.O. Box 3256
Clovis, CA
93613
www.sjvqg.net

PRESIDENT'S MESSAGE



There are many phrases about the results of doing things more than once. Maybe the one I like best is "practice makes perfect." The only person I could find that was attributed to this phrase was a football coach, not a quilter! Last month I pieced and quilted four quilts using a ruler called the "X Block." Two are lap quilts made with scraps from a project I did for a family member. (They have both been donated.) The gray/green one is a gift for my sister and the red, white and blue is a wall hanging. Can you tell which one I did last? It should be the most perfect!

We have been practicing social distancing for a year now. Are we perfect at our virtual meetings and visits? Absolutely not! We are better at ZOOMING and masking, but we have many external factors to hamper our perfection, like internet connection. I'm not sure I will ever be perfect at virtual meetings but I heard from quilt teachers at a virtual seminar that many prefer to teach virtually!

Your guild board members are striving to find ways to connect with you as members as well. Coffee chats twice a month have encouraged many to try new quilting techniques or to revisit ones from the past. Block of the month has given us a "run" with chocolate dipped blocks, pizzas and submarines! Our virtual monthly meetings have been challenging as well. I am still trying to figure out how I might implement a creative border for a new quilt after Linda Wagner's talk this month.

Please mark these events on your calendars! I have forgotten zoom meetings because I did not do this! We'd love to see you!

Joanie Martin, President

MEMBERSHIP – Sharon Pryor

The guild is still accepting applications for new and renewed memberships. The application can be found in this newsletter or on the website at sjvqg.net. Dues are \$35 (\$38 if using PayPal) and can be mailed in with your application or paid online.

In order to deliver membership cards to those who have paid their membership dues, this year due to the COVID-19 pandemic, the Guild will be mailing out 'membership postcards' for members to use for discounts at quilt/fabric stores. Since it may still be a while until we are able to meet in person, it was determined that this was the most cost-effective way to provide you with proof of membership. Your PINK membership card is mailed out when your dues are received and your membership has been updated.

The 2020-2021 password for access to the 'Members Only' section of our website and for access to our ZOOM meetings will be sent out to all members in good standing soon.

HAPPY BIRTHDAY - Happy Birthday Wishes go out to the following March birthdays.

Reneeta Anthony

Donna Coppin

Stephanie Flora

Valerie Gipe

Lydia Hernandez

Pat Rosander

BLOCK OF THE MONTH – Sonja Hernandez

Block of the Month (BOM) patterns and directions are now sent out via E-Blasts each month. Whether you do one block or make a quilt, wall hanging, table runner or whatever...don't forget to send a photo to the President at sjvqg1@gmail.com so we can all see your creation AND your name will be entered in our monthly BOM drawing. Keep in mind your BOM blocks can also be donated to the comfort quilt stash so they can be incorporated into a comfort quilt.

The winner of the February BOM drawing was **Irene Allen**; however, **Kathy Robertson's** Pizza hot pad was so cute, Irene passed the winner's baton to Kathy! Join us for the March 'submarine' BOM!



COMFORT QUILT NEWS – Susan Schara

In the past month, our donation program has received so much from members. **Carol Mills-Henry** gave us 22 quilt tops, **Connor Hightower** made 4 quilts for Kases for Kids, **Janet Nuxoll** made 2 very bright string-pieced quilts, **Shannon Brown** and **Joanie Martin** contributed finished quilts, and **Beverly Kuykendall** gave 2 top/back pairs for others to finish. **Nancy Lord** made a top and provided stash fabric, and **Sandy Clark** gave additional fabric and a 9 yard bolt of queen-width batting. Thanks, everyone, for making it possible for us to keep on giving to others.


Speaking of which, we delivered 5 quilts to Kases for Kids, 4 to dialysis centers, 5 to Hospice, 9 to the Marjaree Mason Shelter Program, and 1 to a wildfire refugee. These gifts were much needed and much appreciated. Well, the Big, Bold, Bright, Beautiful Comfort Quilt Challenge has come to an end. Between March 3 and March 10, those members who submitted challenge quilts or tops should come to the stash to pick up their Waverly fat quarter bundles, one for each item turned in. Participants include **Carol Mills-Henry, Lois, Sonja, Nancy Becker, Barbara Pearson, Joanie Martin, Jan Kinney, Shannon Brown, Janet Nuxoll, and Beverly Kuykendall.**

WHETHER YOU PIECED, QUILTED, DID BINDING, DONATED FABRIC OR MADE KITS –THANK YOU!

CREEK FIRE QUILT




WHETHER YOU PIECED, QUILTED, DID BINDING, DONATED FABRIC OR MADE KITS –THANK YOU!



MORE COMFORT QUILTS



MORE COMFORT QUILTS



TREASURER'S REPORT – Reneeta Anthony

12:49 PM

02/16/21

San Joaquin Valley Quilters' Guild, Inc. Reconciliation Detail Westamerica Bank, Period Ending 01/29/2021

Type	Date	Num	Name	Clr	Amount	Balance
Beginning Balance						43,349.94
Cleared Transactions						
Checks and Payments - 1 item						
Check	09/26/2020	4206	Reneeta Anthony	X	-17.50	-17.50
Total Checks and Payments					-17.50	-17.50
Deposits and Credits - 2 items						
Deposit	01/29/2021			X	0.69	0.69
General Journal	01/29/2021	1		X	17.50	18.19
Total Deposits and Credits					18.19	18.19
Total Cleared Transactions					0.69	0.69
Cleared Balance					0.69	43,350.63
Uncleared Transactions						
Checks and Payments - 2 items						
Check	11/24/2020	4215	John Lilly		-131.55	-131.55
Check	01/18/2021	4217	Julia Fikse		-350.00	-481.55
Total Checks and Payments					-481.55	-481.55
Total Uncleared Transactions					-481.55	-481.55
Register Balance as of 01/29/2021					-480.86	42,869.08
New Transactions						
Checks and Payments - 1 item						
Check	02/16/2021	4218	NCQC		-40.00	-40.00
Total Checks and Payments					-40.00	-40.00
Total New Transactions					-40.00	-40.00
Ending Balance					-520.86	42,829.08

Below you will find the Treasurer's Report for the period ending January 29, 2021.

DISBURSEMENTS AND ACTIVITIES IN JANUARY 2021: There are two outstanding checks to John Lilly (\$131.55) and Julia Fikse (\$350). A journal adjustment was made for an earlier check cashed (-\$17.50). Interest received of \$.69. No other disbursements were made. No receipts were deposited in the month of January.

OPPORTUNITY FOR MEMBERS - BYLAWS AND POLICIES AND PROCEDURES GUIDE (PPG) COMMITTEE:

The SJVQG Bylaws govern the focus for the guild from year to year as well as outline the expectations and operation of the guild's business practices and ethics. The Policies and Procedures (PP) provide each of the Guild's standing committees and officers with guidance to meet all of the operational needs of the guild. Each year the Guild's President and Board members review the bylaws and policies and procedures to see if they need further refinement. Joanie Martin, President, has asked this year's committee to be lead by Reneeta Anthony. Any of the SJVQG members are invited to participate in the 2021 Bylaws & PP Committee. The meetings will be held via zoom at least two afternoons (Tent. 2:00 PM- 3:00 PM) per month from March through July. Please contact Reneeta at Reneeta@yahoo.com or 559.779.2288.

PROGRAMS- Diana Gardner

Join Zoom Meeting by copying the link below

<https://us04web.zoom.us/j/6747551749?pwd=NWdEMTJFb212c1A1VXhLMDIiUG9Mdz09>

or

Log In to **Zoom.us** and enter the following information

Meeting ID: 674 755 1749

Password: Quilts

MARCH PROGRAM - Guest Presenter **Jane Haworth**, Journey to Creativity. Jane Haworth is an award winning professional quilter specializing in making nature inspired raw edge fabric collage quilts using her own hand dyed fabrics and commercial fabrics. She specializes in custom memory quilts made from t-shirts, neck ties and many other types of clothing collected over the years. In addition to quilts she makes custom functional art items from repurposed materials.

Jane lectures and teaches classes at quilt guilds and quilt shops encouraging students to go out of their comfort zone and "just create!". She now teaches online classes via Zoom. You can visit her website at <http://www.janehaworth.com>

APRIL PROGRAM – To be announced next month.

KASES FOR KIDS

Sonja Hernandez & Diana Gardner

There are many accessory bag kits available at the Stash Room and they will continue to be available all year. In January we will begin a new duffle bag project with a goal of 50 completed duffle bags for the 2021 year. Text or call **Diana Gardner** at **(559) 978-0706** to reserve a duffle bag kit.

CREEK FIRE QUILTS – Barbara Pearson

Thank you to all who generously donated quilts to the families of the Creek Fire. The quilts have been distributed. The families were very appreciative and loved them.

COFFEE BREAK 2021 - Sonja Hernandez & Diana Gardner

COFFEE BREAK - CRAZY QUILT PROJECT

Here are my general instructions. For more specific ideas, please use your computer fingers and go to the "YouTube" videos or search Crazy Quilt designs. When all else fails, call me, Diana Gardner (559) 978-0706.

1. Size is your choice. Remember, we want to send photos of our work to John for the Show and Tell in our April meeting.
2. The fabric selection is fancies, silks, satins, velvets, velveteens, polished cottons, crepes and whatever else I can find in my stash. Joanie has provided the wonderful Thai silks or use your own stash.
3. You will receive pieces that are about 12" x 12". You may use as much or as little of each fabric as you like. You are not limited to what is in the kit. You are welcome to add to it. Remember, "More is Better" in Victorian times.
4. You will need a stabilizer fabric. It can be plain muslin, or any kind of fabric with a firm weave that will stabilize your stitching. You just have to be able to get a threaded needle through multiple layers. Some members are using paper.
5. Special awards, events, and memories were added to crazy quilts. Think BIG!
6. Embellish! Embellish! Embellish! Think Victorian ladies sewing circles where they sat and stitched many decorative motifs to go on a collar, cuff or piano top.
7. Have Fun!...Enjoy!
DATES to remember:

Share Projects - March 23 (Coffee Break)

Photos to John - Monday, April 5 (for Show and Tell at our April 8th Guild meeting.)

References: *Crazy Quilting*, and *The Magic of Crazy Quilting*, J. Marsha Michler; *Creative Stitching*, Sue Spargo; *Art Inspirations*, *Crazy Quilt Odyssey*, (Adventures in Victorian Needlework), and *Elegant Stitches*, Judith Baker Montano; *The Handbook of Silk Ribbon Embroidery*, Ann Cox.

MARK YOUR CALENDAR for the Coffee Break get-togethers at 11 a.m. on the 2nd & 4th Tuesdays.

March 9 and 23 – April 13 and 27

Zoom ID#674 755 1749. Password: Quilts

DON'T FORGET HOBBS UPC CODES!

Remember to check your sewing room—maybe there's a packaged, pre-cut Hobbs batting just waiting to be used in your next project. Cut the UPC code from the plastic wrapping and contact **Susan Schara**. Our guild can qualify for a hefty discount on the comfort quilt batting we use up so rapidly these days. We will be ordering one discounted queen-sized batting (we have to pay shipping) and need three more UPC codes. (This offer is for guilds, not individual quilters—sorry.)

DOTTIE'S FINDINGS – Dottie Daybell

MARCH 2021 FINDINGS

1. This is a clever little handmade tool for lining up a triangle on the corner of a square:

<https://www.youtube.com/watch?v=cupY-YBIL84&t=0s>

2. QOV BOM I like the paired 9" Sawtooth Stars in this older pattern from McCall's Quilting:

https://s31968.pcdn.co/wp-content/uploads/pdf/SaddleTramp_for_web.pdf

It would work well in patriotic colors. And you could substitute 9" x 18" finished rectangles for the strip-pieced blocks, or use wider strips.

3. The Iowa Quilt Museum's Facebook page has photos from "String Theory", its exhibit of string quilts old and new. Be sure to read all the comments next to each slide. I wish there were a catalog, but there's good info in some of the comments:

<https://www.facebook.com/iowaquiltmuseum/photos/a.3523422954437199/3523416351104526>

4. Ann has been working on this beautiful quilt for two years. It uses a vintage 1930s block from Aunt Martha, which she probably redrafted. I love her stars, and her applique border. Click on the tag "Shadow Star" if you want to see all her posts on this project.

<https://fretnotyourself.blogspot.com/2021/02/circling-shadow-star-quilt.html>

I did some searching and found that the original pattern was in Aunt Martha's "Quilts Modern--Colonial, No. 3333", which one can still find at eBay or Etsy.

5. Gladi always does beautiful, creative work. I really like her controlled, narrow-strip piano key border.

<https://gladiquilts.wordpress.com/2021/01/19/january-19-2021-updates-and-thoughts/>

WAYS TO SUPPORT YOUR GUILD – Reneeta Anthony



AmazonSmile: You shop. Amazon gives.

Please remember when you are shopping on-line to use the SJVQG AmazonSmile page when you order. If you click on the link above, you will go to the SJVQG identifying number so your purchase can help the guild. If you need the link, copy/paste:

<https://smile.amazon.com/ch/77-0162207>

Donations If you are blessed this year and are able and desire to contribute to your quilt guild, please consider us in your giving budget. The SJVQG is a 501(c)3 organization, and we will provide you with a tax receipt of your contribution. Contact Reneeta Anthony if you have questions at 559-779-2288 to obtain more information or send a check payable to: SJVQG, PO Box 3256, Clovis, CA 93613.

OPPORTUNITIES IN THE SJVQG

Several on-going committees listed below need either leadership or help. Check out the list and contact any Board member for additional information on these committees.

Trip Coordinator: Organize trips to Road to California, Sisters or other shows for fun and excitement. Without Coordinator and assistants, there will be no out of town trips planned.

Quilt Challenge: Help plan a quilt challenge for our members selecting the subject, the prizes and setting up the display of quilts.

Assistant Programs Coordinator – If you are interested in learning about building the programs for our Guild, you can help the Programs Coordinator in organizing, preparing and setting up for guild programs. IF interested or for questions, contact **Diana Gardner** @ 559-978-0706

Assistant or co-editor for newsletter –An opportunity to be one of the first to know what is happening in the Guild. Learn how easy it is to produce the newsletter. Possibly communicate with advertisers regarding ads and payments as necessary. Provide backup to the editor if needed or if desired share the duties. If interested or for questions, contact **Irene Allen** @ 559-304-2831

Fundraising: Share your knowledge of past efforts to raise funds and help keep dues low. Research and record which were successful and not. Why did some members appreciate certain efforts and not others? No actual fundraising responsibilities. Just help us understand the past and better plan for future activities

CALENDAR OF EVENTS – 2021

Join Zoom Meetings by copying the link below

<https://us04web.zoom.us/j/6747551749?pwd=NWdEMTJFb212c1A1VXhLMDIiUG9Mdz09>

or

Log In to **ZOOM.US** and enter the following information

Meeting ID: 674 755 1749 - Password: Quilts

- | | |
|--------|---|
| Feb 23 | SJVQG Coffee Chat via ZOOM at 11 a.m |
| Mar 9 | SJVQG Coffee Chat via ZOOM at 11 a.m.. |
| Mar 11 | SJVQG General Meeting ZOOM Starts at 7 p.m.
Guest Presenter Jane Haworth , Journey to Creativity |
| Mar 18 | SJVQG Board Meeting ZOOM – 6:30 p.m. |
| Mar 23 | SJVQG Coffee Chat via ZOOM at 11 a.m |
| Apr 8 | SJVQG General Meeting ZOOM Starts at 7 p.m. |
| Apr 13 | Coffee Chat 11 a.m. |
| Apr 15 | SJVQG Board Meeting ZOOM – 6:30 p.m. |
| Apr 27 | Coffee Chat 11 a.m. |

VIRTUAL QUILT SHOW ANNOUNCEMENT AT END OF NEWSLETTER

>>>>>>>> X <<<<<<<<<

***** **STITCHING & STUFF** *****

This free section is open for our individual members to post information regarding private classes they teach or other events they may have or are involved in. Submit your information to the editor by the 20th of the month.

Diana Gardner
Sewing Classes and Dolly Mamas Classes
Classes on hiatus until further notice

Did you know? **Diana Gardner** is teaching sewing classes to any adult who wants to learn to sew. Classic, beginner classes as well as intermediate and advanced classes are available. Classes are held every Monday from 12 noon to 3:00 p.m. Contact Diana for information as to location, class materials, and costs.

Diana also teaches a class called the “*Dolly Mamas*” in Clovis on the third Tuesday of each month. These students make a new outfit for an 18” American Girl doll every month. They have been sewing and creating new clothing for their dolls for the past two years. They learn something new each month while having fun sewing.

Call: **Diana Gardner, (559) 978-0706**. Please leave a message when you call.

Senior Quilters – Diana Gardner
On hiatus until further notice – Contact Diana for more information

We meet at the Fresno Christian Reformed Church on West Shields and Crystal Avenues to make quilts to donate to homebound seniors. We meet on the first Friday of each month. Bring your lunch and sewing machine and sewing kit. Contact **Diana Gardner (559) 978-0706** if you are interested in joining the group.

Rhea Wiens – Quilting Classes

Come and enjoy taking quilting classes at Redeemer Lutheran Church with **Rhea Wiens**, Instructor. For more information and to schedule your time from one of the following, please call **(559) 436-0775**.

Monday – 6pm – 8pm

Tuesday – 9:30am-11:30am * 1pm-3pm * 3:30pm-5:30pm * 6pm-8pm

Wednesday – 9am-11am * 6pm-8pm

Also available Quilts by Design – Longarm hand-guided machine quilting by Rhea.

SAN JOAQUIN VALLEY QUILTERS' GUILD
MEMBERSHIP APPLICATION

Sept 1, 2020– Aug 31, 2021

Annual Dues - \$35.00 (\$38 if using PayPal)

PLEASE PRINT LEGIBLY. Name, address, phone and e-mail will be printed in the membership directory and on the password protected website.

Name _____

Mailing Address _____

City _____ State _____ Zip Code _____

Phone Number: _____

E-mail _____

Please **PRINT** all characters legibly.

Do you want your roster information on the password protected website? Yes ___ No ___
(If left blank, information provided above will be on website for membership viewing only)

Do you want a printed membership directory? Yes ___ No ___

New Member _____ Renewal _____ Month of your birth _____

Are you a Past President _____ Charter Member _____

Skill Level: Beginner ___ Intermediate ___ Advanced ___ Houston Award Winner ___

What is your Quilting Style? (machine or hand piecing, appliqué, modern, traditional, etc)

What skills or experience would you like to share with us?

Are you interested in serving on the Guild Board or one of the many committees?

Turn your completed application and membership fee in at the Guild meeting or mail to:
Membership Committee, SJVQG, P.O. Box 3256, Clovis, CA 93613.

For Membership Chairman's use only (do not fill in).

Date Processed _____ \$ _____ Check # _____ Cash _____

FREE MEMBER ADS

Classified 'For Sale' ads for individual members are free. If you have an 'extra' sewing machine or any sewing, fiber arts or quilt related items you would like to sell, send a description and possibly a picture to the editor by the 20th of the month. Call the editor if you have any questions.

Stitching & Stuff - This free section is open for our individual members to post information regarding private classes they teach or other events they may have or are involved in. Submit your information to the editor by the 20th of the month.

Quilters' Corner – For members to share information and photos about their quilts, ribbons won, rides wanted to out of town quilt shows, etc.

This is **YOUR** newsletter. If you have any information or news of interest to fellow quilters, quilt show information, articles or ads you want to share with our members, please submit them to the editor **on or before the 20th day of the month.**

Irene Allen, editor, 559-304-2831, irene.allen81@yahoo.com

THE QUILT DOCTOR IS IN – ASK VIA ZOOM COFFEE CHAT

Unsure how to turn your binding? Unsure about a technique? Unsure how to get your seams to match? Have a question about a technique new you? Join our ZOOM Coffee Chats and ask...bet you will get some good input.

Our Guild is full of resources and knowledge. **Joanie Martin, Teresa Orr, Diana Gardner** are here to help you. We will help to answer your question or to find a friendly knowledgeable resource in our Guild.

It has been my experience as a quilter that quilters in general love to share their knowledge with other quilters. If the only obstacle standing in your way from starting that new project or finishing your old project is a question, then come see us in the back.

If you have a lot of experience in a specific area or technique and would be willing to share your knowledge, come sign up in the back as a resource. Happy Quilting!



Cotton-Pick'n Quilts

Longarm quilting service


Janet DeJong

(559)765-7015

janetdejong10@gmail.com

*Many digital edge-to-edge designs to
choose from*


A smoke-free, pet-free environment



Sew - N - Tech

Sandy Gaines

Sewing Arts Instructor



- **Quilting & Sewing Services**
- **Quilting & Sewing Instruction**
- **Classes, Lessons, & Seminars**
- **Software & Technical Support**
- **Sewing Machine Service**
- **Longarm Sales & Service**

Let's get you Stitching
(559) 338-3273



Mennonite Quilt Center

**OPEN FOR IN-STORE
SHOPPING**

TUESDAY THRU SATURDAY
10 a.m. – 3 p.m. Masks
Required

GUILD MEMBERS – 15% OFF

Shop online and have it shipped, or
arrange curb-side pickup
Check our website for updates
Check our website for all updates

1012 G Street, Reedley, CA
559-638-3560

www.mennonitequiltcenter.org

9-4 Monday-Friday, 9-3 Saturday
Find us on Facebook and Instagram
@mennonitequiltcenter

FOR SALE FEATHERWEIGHT 221

Cathy Franzell (559) 298-4606 landline or (559) 970-0788

I have a 1947 Singer Featherweight 221 sewing machine, accessories, and instruction booklet.
It needs a good home to a quilter. Asking \$500




FOOTHILL QUILTERS GUILD

Proudly Presents our

2021 Virtual Quilt Show

APRIL 1-30, 2021

Visit our show: www.foothillquilters.org/2021quiltshow.html



Featuring over
200 quilts
Vote for your favorites
Vendors
Trunk shows
Tutorials
Online demonstrations
and more!

Opportunity Quilt
Drawing
Saturday, April 10

Quilt designed by
Katie Pasquino Masopust

Quilted by Beth Handy

Opportunity Quilt
Organized by
Karren Lusignan

We'll be Back!!
Save the dates April 1 and 2, 2022!

For more information, call Gail (530) 613-1975

