



SAN JOAQUIN VALLEY QUILTERS' GUILD

*****DEC 10TH IS VIRTUAL MEETING*****

WE MEET THE SECOND THURSDAY OF EACH MONTH • 7 PM
AT HOPE LUTHERAN CHURCH • 364 E BARSTOW AVE • FRESNO, CA
(NW CORNER OF FRESNO ST AND BARSTOW AVE)
DOORS OPEN AT 6 PM, TABLES OPEN AT 6:30 PM, MEETING AT 7 PM
COME EARLY TO SOCIALIZE!

Dec 2020
Volume 33, No. 4

S.J.V.Q.G.
P.O. Box 3256
Clovis, CA
93613
www.sjvqg.net

PRESIDENT'S MESSAGE



Hearing
Other
Peoples
Experiences

For me, December is a time to remember why I have hope. The quilt I made with the angel represents HOPE to me. I have quilted in the background the words of the angel Gabriel to Mary about the birth of her son Jesus. This means to me that God personally wanted to create a bridge between him and his creation.

This isn't going to be a theology lesson but the demonstration of God's love to me in creating a bridge called Jesus is the core of my HOPE. My response? Build bridges! The acronym above makes it very clear how we demonstrate HOPE to those around us. By listening to people.

I have virtually and through social distancing been able to "be" with my quilting buddies. I spent a lot of time hearing them share about their experiences, both recent and in the past. We've talked a lot about family and whether we will be able to be with loved ones physically during this pandemic and we've shared memories about past holiday celebrations.

Hopefully, I have built bridges by taking the time to piece and quilt for some folks who were victims of the Creek Fire in Shaver Lake. I actually went through quilts I have made in the past, and have not used, and gave some of them away. That is the way I can share the experience of their loss. AND I urge you to consider "hearing" them by donating a quilt! (There's more information on how to do this in the Newsletter.)

So my message to you guild members is to take time to build HOPE with those you come in contact with, whether in person or virtually. Take time to hear experiences and ask good questions! HOPEfully this will build strong bridges between us! We need strong bridges in times like this.

"Having someone who listens is a great gift, but to be truly heard is a treasure."

— Tatjana Urbic

Joanie Martin
President

MEMBERSHIP – Sharon Pryor

The guild is still accepting applications for new and renewed memberships. The application can be found in this newsletter or on the website at sjvqg.net. Dues are \$35 (\$38 if using PayPal) and can be mailed in with your application or paid online.

In order to deliver membership cards to those who have paid their membership dues, this year due to the COVID-19 pandemic, the Guild will be mailing out 'membership postcards' for members to use for discounts at quilt/fabric stores. Since it may still be a while until we are able to meet in person, it was determined that this was the most cost-effective way to provide you with proof of membership. Your PINK membership card will be mailed out once dues have been received and your membership has been updated..

HAPPY BIRTHDAY - Happy Birthday Wishes go out to the following December birthdays.

Cathy Cavagnaro

Gerry DeRienzo

Sandy Gaines

Maureen Golden

BLOCK OF THE MONTH – Sonja Hernandez

Block of the Month (BOM) patterns and directions are now sent out via E-Blasts each month. Whether you do one block or make a quilt, wall hanging, table runner or whatever...don't forget to send a photo to the President at sjvqg1@gmail.com so we can all see your creation AND your name will be entered in our monthly BOM drawing. Keep in mind your BOM blocks can also be donated to the comfort quilt stash so they can be incorporated into a comfort quilt. In case you missed the E-Blast, the December **BOM** is included toward the end of this newsletter.

The winner of the November BOM drawing was **Irene Allen**.

▼ KASES FOR KIDS Sonja Hernandez & Diana Gardner

Please read the letter on the following pages from KASES FOR KIDS, thanking the Guild for their continued support. Our members give so freely of their time and talent we wanted you to know how much you are appreciated by this very worthwhile organization.

There are many accessory bag kits available at the Stash Room and they will continue to be available all year. In January we will begin a new duffle bag project with a goal for next year of 50 completed duffle bags.

If you have either a duffle bag or accessory kit and are "stuck" on completing it, or have any questions about the kit, please text me or give me (**Diana Gardner**) a call (**(559) 978-0706**).



Kases for Kids

1675 Barstow Avenue
Clovis, CA 93611

October 15, 2020

San Joaquin Quilters Guild
PO Box 3256
Clovis, CA 93619

Dear San Joaquin Quilters Guild,

How does one speak fluently enough the thank you for your support of our program by supplying the generous amount of beautifully made duffel bags, toiletry bags and quilts. We continue to support foster children in Fresno, Madera, Tulare, Kings, Merced and Kern counties from our storage location due to the donations of your hand work.

Diana Gardner and Susan Schara have been such a delight to work with directly. Even with Covid, these ladies lead the charge to make sure everyone's hard work is distributed accordingly. Great representatives of your Guild.

Kases for Kids originated in 1998 in Fresno, in order to assist children and young people who exist in anything but stable home lives. Authorities remove the children from unstructured homes and their possessions are placed in plastic or paper bags. The child sees his possessions placed in these kinds of bags and may begin to wonder if bags usually used for trash doesn't mean their possessions are trashy. If so, does that mean the child is trash, too?


We gather donations of new and gently used suitcases of any size, toiletry items, backpacks and school supplies from the general population. We fill the suitcases with your toiletry bags full of personal care items, a duffel bag and a quilt and make them available to public service agencies such as child protective services, family welfare services, foster family agencies, police departments and other agencies that are charged with helping young people.

Hundreds, even thousands, of children each day are removed from their homes because the person(s) who should be taking care of them can't or won't. In the United States there are at any given moment approximately 500,000 children in the foster care program.

Giving a child a suitcase that has been gathering dust somewhere in an attic or closet gives him or her a little more dignity when arriving at a foster home or a relative's house with their belongings.

This is not your typical business letter, being two pages long. But the work you continue to support with the donated handmade toiletry bags, duffel bags and quilts, make it possible to show these kids someone cares enough to make them something to hold onto and own forevermore. And a short business letter just wouldn't give us the opportunity to fully express our gratitude.

Most sincerely,

A handwritten signature in black ink that reads "Kaden Ferretti". The signature is fluid and cursive, with the first name "Kaden" and last name "Ferretti" clearly distinguishable.

Kaden Ferretti
Founder/President

Giving a child a piece of dignity with a suitcase, one child at a time.

Federal Tax ID 77-0544091

DOTTIE'S FINDINGS – Dottie Daybell

2020-DECEMBER FINDINGS

1. Mel Beach posted a nice tutorial for making flower shapes with improv topstitched curves. Curved piecing without fiddly seaming.

<https://pieceloveandhappiness.blogspot.com/2020/09/polka-dots-posies.html>

2. QOV BOM I'm hopelessly addicted to stars; hope you're not bored with them. This quilt from Sarah uses 5" charm squares. She uses many colors, but scrappy reds and blues, with an occasional red/blue on white, would work:

<https://confessionsofabricaddict.blogspot.com/2017/01/the-first-stunning-stars-quilt-scrappy.html>

She links to a Moda pattern, but Moda has moved the pattern. I found it here:

<http://www.unitednotions.com/MBS-charming-stars-quilt.pdf>

The blocks finish at 13.5", so set them 3 x 5, with an added border of 5" squares all around, or a solid border. Eight star blocks, seven plain 9-patches. (49.5" x 76.5")

3. Saija in Finland made a heart quilt for her puppy, using triangles and diamonds.

<https://saijaelina.blogspot.com/2020/09/rakkaudella-elmolle-love-stacks.html>

Google Translate the Finnish for more details. She used "college" fabric for the back, and it took me some searching to learn that "college" means a single knit cotton fabric. She alternates two blocks: a solid triangle and a triangle made from a diamond and two small triangles. The basic triangle is a "triangle within a square", Doreen Speckmann's Peaky, made with a Tri-Recs ruler. (Not an equilateral triangle.) If the big triangles were cut from a 6.5" strip, the small ones MIGHT be cut from a 3.5" strip, and the diamonds from a 6.5" strip - both ends with the Tri Tool. Try it! It's only fabric.

4. Ann is REALLY precise with her quilt binding. To prevent wavy edges, she pre-measures and marks the length of each side's binding, before sewing it to the quilt.

<https://fretnotyourself.blogspot.com/2021/04/everything-can-be-taken-from-man-but.html>

When I first read this, I thought "She's not allowing for the mitered corners!" But then I realized that the miters don't take up any length at all from the outermost raw edges of the binding.

5. Maria Shell posts a list of her favorite solid fabric brands:

<https://talesofastitcher.com/2020/10/17/sew-solids/>

6. And Lynn is making a calendar quilt, which will use lots of those solids, along with meaningful scraps:

<https://kleinmeisjequilts.blogspot.com/2020/08/calendar-quilt-year-in-life-62-to-63.html>

<https://kleinmeisjequilts.blogspot.com/2020/10/calendar-quilt-three-months-in.html>

QUILT THE STASH CHALLENGE

The Comfort Quilt team is sponsoring the **BRIGHT, BOLD, BEAUTIFUL** comfort quilt top challenge! This is a participation challenge, and every quilt top turned in wins a prize—a fat quarter bundle from Waverly Fabrics! The idea is to use some of the phenomenal fabric from our recent donations, and use the simplest quilt design possible to showcase that fabric. Choose stash fabrics that have prints and colors which are BRIGHT, BOLD, and BEAUTIFUL. (You may use your own fabric, but the stash is currently your best bet, these days, for what we have in mind.) . Don't forget to send a photo of your quilt top to **John Lilly** at sjvqg1@gmail.com

Come “*shop the stash—it's worth the drive*” to participate in this challenge, win a prize, and support the guild's donation program. There is no-contact pick-up or drop off available for your entry.



LOOKS LIKE BRIGHT, BOLD, BEAUTIFUL QUILTS

COMFORT QUILT NEWS – Susan Schara

In November, the guild donated 4 quilts to a dialysis center, 5 to hospice patients, and 15 to the Marjaree Mason Shelter Program. We received donations of many kinds from members: **Betty Baxter** gave 3 Quilts of Valor kits and a lap quilt for others to quilt and bind, and later provided 8 twin sized packaged battings (and their UPC codes, of course) to keep us from getting too far behind while waiting for our next roll of batting to arrive. Numerous tops came from **Lois Light** (30 or more), **Barbara Pearson**, **Carol Mills-Henry** (13), and **Joanie Martin**. Top/back combinations were prepared by **Irene Allen**, her sister **Pauline Beaton**, and **Diana Gardner** (3). Completed quilts came from **Connor Hightower** (2), **Chris Schneider** (7), **Nancy Lord** (2 for fire refugees), and **Jan Kinney** (about a dozen). **Diana Gardner**, **Shannon Brown/Second Chance**, and **Barbara Pearson** added fabric to the stash. The usual volunteer quilters sewed merrily on, and you know how **Fanchon** helped bind, as usual. Thank you, everyone, for your participation in our guild's donation program.

Remember, wear your mask, wash your hands, keep your distance, and STAY WELL!

WHETHER YOU PIECED, QUITED, DID BINDING, DONATED FABRIC OR MADE KITS –THANK YOU!

COMFORT QUILTS



MORE COMFORT QUILTS



CONDOLENCES

Our condolences to **Sandy Gaines** and her family in the passing of her father. As many of you may remember, her father was a recipient of a very special Quilt of Valor made by Sandy and presented to him at one of our meeting.

STUDIO ART QUILTS ASSOCIATES

Our North Carolina guild member **Dorothy Daybell** (of Dottie's Findings) recently sent us a link to *Studio Art Quilts Associates (SAQA)*. One of Dottie's quilting friends, Del Thomas, was interviewed by SAQA. In addition to the three interviews (which include commentaries on their quilt collections) many quilts from the three collections are shown.

The website offers some beautiful and interesting art quilts. Take a look when you have a chance.

<https://www.saqa.com/events/intersect-chicago-future-sofa-saqa-special-exhibition>

CREEK FIRE QUILTS – Barbara Pearson

We are distributing quilts to families that have lost their homes in the Creek Fire. I have 12 families on my list and can add more if you know of a family.

If you have a gently used or new quilt you would like to donate, please contact me. Lap size or larger is preferred. The need at the moment is for neutral colors that can be given to men/boys.

I am hoping to deliver on or around the week of December 13th.

Any questions or to arrange for a pick/up delivery of quilts, call or text me Thank you,

Barbara Pearson
392-6683

TREASURER'S REPORT – Reneeta Anthony

PAGE 1 of 2

8:01 PM

11/12/20

San Joaquin Valley Quilters' Guild, Inc. Reconciliation Summary Westamerica Bank, Period Ending 10/30/2020

	Oct 30, 20
Beginning Balance	44,755.21
Cleared Transactions	
Checks and Payments - 8 items	-1,584.66
Deposits and Credits - 6 items	1,090.53
Total Cleared Transactions	-494.13
Cleared Balance	44,261.08
Uncleared Transactions	
Checks and Payments - 2 items	-37.50
Total Uncleared Transactions	-37.50
Register Balance as of 10/30/2020	44,223.58
New Transactions	
Checks and Payments - 4 items	-703.82
Total New Transactions	-703.82
Ending Balance	43,519.76

3:57 PM

11/13/20

Accrual Basis

San Joaquin Valley Quilters' Guild, Inc.

Transaction Detail by Account

October 2020

Type	Date	Num	Name	Memo	Clr	Split	Amount	Balance
Westamerica Bank								
Deposit	10/02/2020	dep	Sharon Pryor	Deposit	X	Membership ...	530.00	530.00
Check	10/10/2020	4208	Okan Art		X	Workshops/P...	-350.00	180.00
Check	10/10/2020	4210	Dee Mooneyhan	Winner free ...		Membership	-20.00	160.00
Deposit	10/15/2020	Dep	Sharon Pryor	Deposit	X	Membership ...	280.00	440.00
Deposit	10/21/2020	Dep	Paypal	Deposit	X	Membership ...	109.80	549.80
Deposit	10/27/2020	Dep	Sharon Pryor	Deposit	X	Membership ...	135.00	684.80
Deposit	10/30/2020		Westamerica Ban...	Interest	X	Interest Income	0.73	685.53
Total Westamerica Bank							685.53	685.53
Investments								
Interest Income								
Deposit	10/30/2020		Westamerica Ban...	Interest		Westamerica...	-0.73	-0.73
Total Interest Income							-0.73	-0.73
Total Investments							-0.73	-0.73
Membership Dues								
Deposit	10/02/2020	dep	Sharon Pryor	Deposit		Westamerica...	-530.00	-530.00
Deposit	10/15/2020	Dep	Sharon Pryor	Deposit		Westamerica...	-280.00	-810.00
Deposit	10/21/2020	Dep	Paypal	Deposit		Westamerica...	-109.80	-919.80
Deposit	10/27/2020	Dep	Sharon Pryor	Deposit		Westamerica...	-135.00	-1,054.80
Total Membership Dues							-1,054.80	-1,054.80
Programs								
Membership								
Check	10/10/2020	4210	Dee Mooneyhan	Winner free ...		Westamerica...	20.00	20.00
Total Membership							20.00	20.00
Workshops/Programs								
Check	10/10/2020	4208	Okan Art	Oct meeting		Westamerica...	350.00	350.00
Total Workshops/Programs							350.00	350.00
Total Programs							370.00	370.00
TOTAL							0.00	0.00

PROGRAMS- Diana Gardner

Join Zoom Meeting by copying the link below

<https://us04web.zoom.us/j/6747551749?pwd=NWdEMTJFb212c1A1VXhLMDIiUG9Mdz09>

or

Log In to **[ZOOM.US](https://zoom.us)** and enter the following information

Meeting ID: 674 755 1749

Password: Quilts

DECEMBER PROGRAM

December is our first “All Guild Program”. This is a night for our members to shine their individual lights on their accomplishments for the year 2020. This has been a year encompassing many changes in our everyday lives and the Holiday Challenge gives you the opportunity to showcase in quilting what the year 2020 has meant to you and your families. We are looking forward to many more photos being emailed to John to be included in the monthly “Quilt Review”. Whether you are submitting one or two or three or more items in our Review, please send them all to **John Lilly** no later than the Monday, December 7, 2020 before our meeting.

The email address is: sjvqg1@gmail.com.

The rules for the Holiday Quilters’ Review 2020 are:

1. Your three favorite items from this year.
2. A minimum of one item.
3. A maximum of three items.
4. May be a “top only” (unquilted).
5. May be any item you created during 2020.

JANUARY PROGRAM

Our guest lecturer for January is **Julia Fikse, the Quilt Ninja**. She lists her experience in the textile industry as a designer, garment maker, textile creator, graphic artist, entrepreneur, clothing and accessory manufacturer among her many accomplishments. She is also an AQS Certified quilt appraiser and her presentation will reveal to us the many reasons why we should obtain a quilt appraisal for our quilts. Julia will also advise us on how to care for our quilts to keep them in top notch condition. She may be found on the internet at <https://quilt.ninja>

COFFEE BREAK - Sonja Hernandez & Diana Gardner

Our December Coffee Break will reveal the “Chocolate Covered Everything” blocks created by our members. **Beverly kuykendall** created the patterns which were sent out in November for all of you to make and submit for a chance at the drawing for a Starbucks’ card. Remember to have them ready to show and share with us at our **Zoom** meeting on December 8th at 11:00 a.m. or 6:30 p.m. and send your photos to John at svvgg1@gmail.com for our meeting on December 10th.

The second meeting in December has been cancelled due to the holiday.

The December meeting will also give you a preview of our January sew alongs. We will be making the *Triangle Frenzy* pattern table runner with **Teresa Orr**. We are making this pattern with a 60 degree triangle and border prints. The fabrics may be found on-line at the following sources: Wilmington Prints.com, E-farics.com, Benartex.com, Henryglass fabrics.net, Jenny Beyer.com, and rjr fabrics.com. So do your shopping, now, for your fabric and a 60 degree ruler, if you don’t have one. Our first January Coffee Break will be a “cutting” day and the second Tuesday will be a day to place the triangles in the correct positions before sewing them together.

Remember to mark your calendars on the second and fourth Tuesday of each month to join us via *Zoom* .

Our Zoom address is: Zoom ID#674 755 1749. Password: Quilts.

Coffee Break Schedule

Tuesday, December 8 at 11am and 6:30pm

Tuesday January 12 at 11am and 6:30pm

January 26 @ 11:00 a.m. & 6:30 p m

DON'T FORGET HOBBS UPC CODES!

Remember to check your sewing room—maybe there’s a packaged, pre-cut Hobbs batting just waiting to be used in your next project. Cut the UPC code from the plastic wrapping and contact **Susan Schara**. Our guild can qualify for a hefty discount on the comfort quilt batting we use up so rapidly these days. We will be ordering one discounted queen-sized batting (we have to pay shipping) and need three more UPC codes. (This offer is for guilds, not individual quilters—sorry.)

WAYS TO SUPPORT YOUR GUILD – Reneeta Anthony



[AmazonSmile: You shop. Amazon gives.](https://smile.amazon.com/ch/77-0162207)

Please remember during your holiday shopping to use the SJVQG AmazonSmile page when you order. If you click on the link above, you will go to the SJVQG identifying number so your purchase can help the guild. If you need the link, copy/paste:

<https://smile.amazon.com/ch/77-0162207>

Donations:

If you are blessed this year and are able and desire to contribute to your quilt guild, please consider us in your giving budget. The SJVQG is a 501(c)3 organization, and we will provide you with a tax receipt of your contribution. Contact Reneeta Anthony if you have questions at 559-779-2288 to obtain more information or send a check payable to: SJVQG, PO Box 3256, Clovis, CA 93613.

OPPORTUNITIES IN THE SJVQG

Several on-going committees listed below need either leadership or help. Check out the list and contact any Board member for additional information on these committees.

Trip Coordinator: Organize trips to Road to California, Sisters or other shows for fun and excitement. Without Coordinator and assistants, there will be no out of town trips planned.

Quilt Challenge: Help plan a quilt challenge for our members selecting the subject, the prizes and setting up the display of quilts.

Assistant Programs Coordinator – If you are interested in learning about building the programs for our Guild, you can help the Programs Coordinator in organizing, preparing and setting up for guild programs. IF interested or for questions, contact **Diana Gardner** @ 559-978-0706

Assistant or co-editor for newsletter –An opportunity to be one of the first to know what is happening in the Guild. Learn how easy it is to produce the newsletter. Possibly communicate with advertisers regarding ads and payments as necessary. Provide backup to the editor if needed or if desired share the duties. If interested or for questions, contact **Irene Allen** @ 559-304-2831

Fundraising: Share your knowledge of past efforts to raise funds and help keep dues low. Research and record which were successful and not. Why did some members appreciate certain efforts and not others? No actual fundraising responsibilities. Just help us understand the past and better plan for future activities

***** **STITCHING & STUFF** *****

This free section is open for our individual members to post information regarding private classes they teach or other events they may have or are involved in. Submit your information to the editor by the 20th of the month.

Diana Gardner
Sewing Classes and Dolly Mamas Classes
Classes on hiatus until further notice

Did you know? **Diana Gardner** is teaching sewing classes to any adult who wants to learn to sew. Classic, beginner classes as well as intermediate and advanced classes are available. Classes are held every Monday from 12 noon to 3:00 p.m. Contact Diana for information as to location, class materials, and costs.

Diana also teaches a class called the “*Dolly Mamas*” in Clovis on the third Tuesday of each month. These students make a new outfit for an 18” American Girl doll every month. They have been sewing and creating new clothing for their dolls for the past two years. They learn something new each month while having fun sewing.

Call: **Diana Gardner, (559) 978-0706**. Please leave a message when you call.

Senior Quilters – Diana Gardner
On hiatus until further notice – Contact Diana for more information

We meet at the Fresno Christian Reformed Church on West Shields and Crystal Avenues to make quilts to donate to homebound seniors. We meet on the first Friday of each month. Bring your lunch and sewing machine and sewing kit. Contact **Diana Gardner (559) 978-0706** if you are interested in joining the group.

Rhea Wiens – Quilting Classes

Come and enjoy taking quilting classes at Redeemer Lutheran Church with **Rhea Wiens**, Instructor. For more information and to schedule your time from one of the following, please call **(559) 436-0775**.

Monday – 6pm – 8pm

Tuesday – 9:30am-11:30am * 1pm-3pm * 3:30pm-5:30pm * 6pm-8pm

Wednesday – 9am-11am * 6pm-8pm

Also available Quilts by Design – Longarm hand-guided machine quilting by Rhea.

CALENDAR OF EVENTS – 2020

PLEASE NOTE: All ZOOM meetings for the Guild will have the same meeting ID and the same password unless notified otherwise.

Join Zoom Meetings by copying the link below

<https://us04web.zoom.us/j/6747551749?pwd=NWdEMTJFb212c1A1VXhLMDIiUG9Mdz09>

or

Log In to ZOOM.US and enter the following information

Meeting ID: 674 755 1749

Password: Quilts

Dec 8	Coffee Chat -
Dec 10	SJVQG General Meeting ZOOM Starts at 7 p.m - Quilt Review
Dec 17	SJVQG Board Meeting ZOOM – 6:30 p.m
Jan 12	Coffee Chat
Jan 14	SJVQG General Meeting ZOOM Starts at 7 p.m Guest Presenter Julia Fikse, the Quilt Ninja
Jan 21	SJVQG Board Meeting ZOOM – 6:30 p.m
Jan 26	Coffee Chat
Feb 11	SJVQG General Meeting ZOOM Starts at 7 p.m Guest Presenter Linda Wagner, Edgy Borders
Feb 18	SJVQG Board Meeting ZOOM – 6:30 p.m
Mar 11	SJVQG General Meeting ZOOM Starts at 7 p.m Guest Presenter Jane Haworth, Journey to Creativity
Mar 18	SJVQG Board Meeting ZOOM – 6:30 p.m

SAN JOAQUIN VALLEY QUILTERS' GUILD

MEMBERSHIP APPLICATION

Sept 1, 2020– Aug 31, 2021

Annual Dues – \$35.00 (\$38 if using PayPal)

PLEASE PRINT LEGIBLY. Name, address, phone and e-mail will be printed in the membership directory and on the password protected website.

Name _____

Mailing Address _____

City _____ State _____ Zip Code _____

Phone Number: _____

E-mail _____

Please **PRINT** all characters legibly.

Do you want your roster information on the password protected website? Yes ___ No ___
(If left blank, information provided above will be on website for membership viewing only)

Do you want a printed membership directory? Yes ___ No ___

New Member _____ Renewal _____ Month of your birth _____

Are you a Past President _____ Charter Member _____

Skill Level: Beginner ___ Intermediate ___ Advanced ___ Houston Award Winner ___

What is your Quilting Style? (machine or hand piecing, appliqué, modern, traditional, etc)

What skills or experience would you like to share with us?

Are you interested in serving on the Guild Board or one of the many committees?

Turn your completed application and membership fee in at the Guild meeting or mail to:

Membership Committee, SJVQG, P.O. Box 3256, Clovis, CA 93613.

For Membership Chairman's use only (do not fill in).

Date Processed _____ \$ _____ Check # _____ Cash _____

FREE MEMBER ADS

Classified 'For Sale' ads for individual members are free. If you have an 'extra' sewing machine or any sewing, fiber arts or quilt related items you would like to sell, send a description and possibly a picture to the editor by the 20th of the month. Call the editor if you have any questions.

Stitching & Stuff - This free section is open for our individual members to post information regarding private classes they teach or other events they may have or are involved in. Submit your information to the editor by the 20th of the month.

Quilters' Corner – For members to share information and photos about their quilts, ribbons won, rides wanted to out of town quilt shows, etc.

*This is **YOUR** newsletter. If you have any information or news of interest to fellow quilters, quilt show information, articles or ads you want to share with our members, please submit them to the editor **on or before the 20th day of the month.***

***Irene Allen**, editor, 559-304-2831, irene.allen81@yahoo.com*

THE QUILT DOCTOR IS IN – ASK VIA ZOOM COFFEE CHAT


Unsure how to turn your binding? Unsure about a technique? Unsure how to get your seams to match? Have a question about a technique new you? Join our ZOOM Coffee Chats and ask...bet you will get some good input.

Our Guild is full of resources and knowledge. **Sandy Gaines, Teresa Orr and Gerri Fisher** are here to help you. We will help to answer your question or to find a friendly knowledgeable resource in our Guild.

It has been my experience as a quilter that quilters in general love to share their knowledge with other quilters. If the only obstacle standing in your way from starting that new project or finishing your old project is a question, then come see us in the back.

If you have a lot of experience in a specific area or technique and would be willing to share your knowledge, come sign up in the back as a resource. Happy Quilting!

Sew - N - Tech
Sandy Gaines
Sewing Arts Instructor



- **Quilting & Sewing Services**
- **Quilting & Sewing Instruction**
- **Classes, Lessons, & Seminars**
- **Software & Technical Support**
- **Sewing Machine Service**
- **Longarm Sales & Service**

Let's get you Stitching
(559) 338-3273



Mennonite
Quilt Center

MQC IS OPEN


TUESDAY-FRIDAY 10am – 3pm
SATURDAY 10am-2pm

GUILD MEMBERS – 15% OFF

**Shop online and have it shipped,
arrange curb-side pickup or shop
in person**

**Check our website for updates and
our in-store shopping guidelines**

FACE MASKS REQUIRED



1012 G Street, Reedley, CA
559-638-3560

www.mennonitequiltcenter.org
9-4 Monday-Friday, 9-3 Saturday
Find us on Facebook and Instagram
@mennonitequiltcenter

South Bay Quilters Guild 2021 Virtual Quilt Show

February 10-14, 2021 – No Entry Fee

Check our website as we add new sections to our show

<http://qs.southbayquiltersguild.org>



Opportunity Quilt Tickets on sale thru Feb 1 - Email susancgibbs@verizon.net for ticket