



SAN JOAQUIN VALLEY QUILTERS' GUILD

*****NOV 12TH IS VIRTUAL MEETING*****

WE MEET THE SECOND THURSDAY OF EACH MONTH • 7 PM
AT HOPE LUTHERAN CHURCH • 364 E BARSTOW AVE • FRESNO, CA
(NW CORNER OF FRESNO ST AND BARSTOW AVE)
DOORS OPEN AT 6 PM, TABLES OPEN AT 6:30 PM, MEETING AT 7 PM
COME EARLY TO SOCIALIZE!

Nov 2020
Volume 33, No.3

S.J.V.Q.G.
P.O. Box 3256
Clovis, CA
93613
www.sjvqg.net

PRESIDENT'S MESSAGE



Three weeks, twelve states and 5,600 miles later my husband and I returned to Fresno. What an adventure in our "COVID Bubble" RV! It never would have been on the top of my list as a way to travel, but in order to see the people and places we saw it was our only alternative. We connected with both of our sons, a Thai nephew, friends we originally knew in Fresno and we witnessed the GRAND Tetons, numerous herds of wildlife and Yellowstone in all its splendor and ate Cosmic crisp apples right off the tree!

This has truly been a year of firsts (and hopefully in some cases, lasts) with a pandemic, an unsettling economy, pleas for social justice and fires of historic proportions in our state to name a few items weighing heavily on my heart.

Within our guild our biggest first is not meeting in person for well over six months. Most of us have managed to connect via the internet and ZOOM. I love our Coffee Chat times where I can see just a handful of women at one time. We have found ways to challenge each other in projects like the zipper bag and how to match the corners of our quilted pieces. We will also challenge each other as we do a virtual class this month and compete in the "Quilt the Stash Challenge."

In July our virtual speaker **Colleen Pelfrey** showed us some quilts she had made using a product that took the color out of fabric, called "Discharge Paste." I immediately bought some and spent the next couple of months pondering how I would use it. I want to share with you the quilt I made using this! I collected leaves from eight of the states we visited and when we got home I painted around each leaf on a piece of fabric and this is what happened!

I look forward to seeing you all virtually!

Joanie Martin
President

A note to all members: If you personally know of a person who has been affected by the California fires this year and would appreciate a quilt from our guild, will you please email me at sjvqg1@gmail.com with their information. Thank you!

MEMBERSHIP – Sharon Pryor

Our Membership Drive for the September 2020 - August 2021 year is still underway. If you have not renewed yet, the application can be found in this newsletter or on the website at sjvqg.net. Dues are \$35 (\$38 if using PayPal) and can be mailed in with your application or paid online.

The membership directory will be available in November and will include and be distributed by email to all members whose dues have been received by the end of October.

In order to deliver membership cards to those who have paid their membership dues, this year due to the COVID-19 pandemic, the Guild will be mailing out 'membership postcards' for members to use for discounts at quilt/fabric stores. Since it may still be a while until we are able to meet in person, it was determined that this was the most cost-effective way to provide you with proof of membership. Your PINK membership card will be mailed out once dues have been received and your membership has been updated.

CONGRATULATIONS – Dee Mooneyham, the winner of the free membership drawing.

NEW MEMBERS – Welcome to the following new members who have joined the guild:

Gerry Evans
Adelle Reeves

Sherree Flores
Lora Wheeler

Carrie Lopez

HAPPY BIRTHDAY - Happy Birthday Wishes go out to the following November birthdays.

Pauline Beaton
Paula Norquist

Nancy Becker
Lor-Rae Raus

Judy Bibb
Chris Schneider

Nancy Christian

BLOCK OF THE MONTH – Sonja Hernandez

Block of the Month (BOM) patterns and directions are now sent out via E-Blasts each month. Whether you do one block or make a quilt, wall hanging, table runner or whatever...don't forget to send a photo to the President at sjvqg1@gmail.com so we can all see your creation AND your name will be entered in our monthly BOM drawing. Keep in mind your BOM blocks can also be donated to the comfort quilt stash so they can be incorporated into a comfort quilt.

In case you missed the E-Blast, the **November BOM** is included toward the end of this newsletter.

DOTTIE'S FINDINGS – Dottie Daybell

2020-NOVEMBER FINDINGS

1. Susan has a little video showing her hint for reducing the bulk at the corner of a binding. I've never seen this before.

<https://www.quiltfabrication.com/2020/06/how-to-reduce-bulky-quilt-corners-step.html>

2. QOV BOM. Kat adapted a traditional block for this quilt, and has a clever way to assemble it, in rows of alternating solid squares and geese:

<http://scrapboxquilts.blogspot.com/2019/05/alabama-rambler-revised-agaw-1a.html>

Scroll down to the layout she calls "an on-point layout". It could be made from two-geese blocks and plain squares set straight. I'd use 6" finished squares and 3"x6" finished geese. Instead of green and purple, use red and perhaps navy. Her finished quilt is here, to see how she quilted it:

<http://scrapboxquilts.blogspot.com/2020/09/alabama-rambler-rev.html>

3. Rebecca is making a clamshell quilt, and got some good hints from an old issue of Quilter's Newsletter. I'm saving this post, just in case.

<http://cheekycognoscenti.blogspot.com/2020/08/machine-piecing-modern-baby-clam-shells.html>

4. I love this modern quilt made from thrifted shirts. I need to add some plain shirts to my collection! Paige won her guild's challenge; she links to the guild site showing the other challenge quilts.

<https://www.quiltedblossoms.com/2020/08/metropolis-repurposed-challenge-quilt.html>



QUILT THE STASH CHALLENGE NEWS FLASH



The Comfort Quilt team is sponsoring the BRIGHT, BOLD, BEAUTIFUL comfort quilt top challenge!

This is a participation challenge, and every quilt top turned in for the **December** meeting Quilt Review wins a prize—a fat quarter bundle from Waverly Fabrics! The idea is to use some of the phenomenal fabric from our recent donation, and use the simplest quilt design possible to showcase that fabric. Choose stash fabrics that have prints and colors which are BRIGHT, BOLD, and BEAUTIFUL. (You may use your own fabric, but the stash is currently your best bet, these days, for what we have in mind.)

Come “shop the stash—it’s worth the drive” to enter this challenge, win a prize, and support the guild’s donation program. There is no-contact pick-up or drop off available for your entry.

QUILT THE STASH CHALLENGE FABRIC - AVAILABLE AT THE STASH



“SHOP THE STASH – IT’S WORTH THE DRIVE!”

COMFORT QUILT NEWS – Susan Schara

Wow! In September, we delivered 81 comfort quilts, probably our highest monthly total ever! In October, **Carol Mills-Henry** brought 4 tops, **Janet Nuxoll** gave 3 completed quilts, and **Fanchon** turned in upwards of 20 quilts she had bound. **Cindy Katsura** made her usual 20 quilting kits, and there were unknown numbers of tops, bindings, and comfort quilts in process with our faithful volunteer quilt collaborators. Thank you, everyone, for making such incredible quilts, and thanks also to Irene Allen for taking photos for the newsletter.


We have had an amazing donation to the stash, given by someone known to **Gerri Fisher** and brought in by **John Lilly**. There were lots of really wonderful juvenile fabrics to replenish our Kids’ Collection, including smaller pieces handy for I Spy quilts. There were lots of Japanese print fabrics, some with metallic accents, and a great variety of paisleys. Most stunning was a big stack of Kaffe Fasset and Kaffe-Fasset-style large, bright floral and geometric prints that would make simple sashed squares look fantastic. We hope to have these new fabrics sorted and organized soon, and some included in quilt top packets for your sewing pleasure. Our newly expanded Comfort Quilt motto is:

“Shop the stash—it’s worth the drive!”

You may visit the stash alone, with a friend, or, if you call ahead, with the “guidance and supervision” of the Stash Mistress to help you find what you need. Meanwhile, we can wear a mask, keep our distance, wash our hands, and STAY WELL!

*****REMINDER*****

Our many passionate quilt makers require lots of batting, and we can pay a lot or a little, it’s up to you. By sending Susan the UPC codes from packaged Hobbs batting products, you provide the key to a great discount on our comfort quilt batting supply. Every 5 UPCs lets us get one queen-size roll for cheap. We have been able to order 1 queen size roll of batting so far...and have a great need for more. Please find, cut out, and send them so we can start the fiscal year with all the batting we need. Thanks!



WHETHER YOU PIECED, QUILTED, DID BINDING, DONATED FABRIC OR MADE KITS –THANK YOU!

MORE COMFORT QUILTS



SCCQG – WEST COAST FIRE QUILT COLLECTIONS

The Southern California Council of Quilt Guilds, SCCQG, of which we are members, has sent out information regarding guilds/groups that are gathering quilts for fire victims. This includes the Santa Cruz, Santa Clara, Napa areas as well as Oregon. If you are interested in donating a quilt to the West Coast Fires- Quilt Collections email Joanie Martin at sjvqg1@gmail.com

PROGRAMS- Diana Gardner

Join Zoom Meeting by copying the link below

<https://us04web.zoom.us/j/6747551749?pwd=NWdEMTJFb212c1A1VXhLMDIiUG9Mdz09>

or

Log In to **ZOOM.US** and enter the following information

Meeting ID: 674 755 1749

Password: Quilts

NOVEMBER PROGRAM

Our November program will feature a Zoom seminar taught by two of our members. **Beverly Kuykendahl** and **Diana Gardner** will be instructing you in the making of a Maple Leaf table runner. So, get out your Fall fabrics and your rotary cutter and prepare to join us for our first on-line sew-along. The list of the materials needed and the instructions for cutting have been included in the recent *E-Blast*. Please do your homework and come to class ready to sew. Beverly and I are looking forward to this new adventure in sewing. Won't you join us?

DECEMBER PROGRAM

December is our first "All Guild Program". This is a night for our members to shine their individual lights on their accomplishments for the year 2020. This has been a year encompassing many changes in our everyday lives and the Holiday Challenge gives you the opportunity to showcase in quilting what the year 2020 has meant to you and your families. We are looking forward to many more photos being emailed to **John Lilly** to be included in the monthly "Quilt Review". Whether you are submitting one or two or three or more items in our Challenge, please send them all to John no later than the Monday before our meeting. That date is December 7, 2020.

The email address is: sjvqg1@gmail.com . The rules for the Holiday Challenge are:

"Christmas – 2020 Style" Challenge

Rules – Your item or items:

1. may not be smaller than a bread basket nor larger than a VW bus
2. may be pieced, appliqued, embroidered, quilted, unquilted or a combination of any of these.
3. may be any color or combination of colors
4. may be painted, colored with pencils, pens or crayons
5. **MUST** be finished.

Please send a picture of your item to the President at sjvqg1@gmail.com to be included in our on-line Quilt Review and the drawing.

COFFEE BREAKS - Sonja Hernandez & Diana Gardner

Coffee Break virtual meetings have become a quick way to meet with your quilting friends, see their faces and talk to them live and in person. Coffee Breaks are informal and fun! We are inviting more of our members to join us at either 11:00 a.m. or 6:30 p.m. on the second and fourth Tuesday of the month. Mark your calendars and become a "Coffee Breaker".

In our Coffee Breaks, we have discussed many things: free motion quilting, the different forms of applique, bindings, the Block of the Month, and quilting projects we are currently working on are just a few of the quilting topics. Naturally, our families and how all of us are being affected by the pandemic have been a part of our conversations. Questions and answers about quilting and life are wide ranging and enjoyable. We are planning to try making small projects *virtually*. There's always something new for us to learn.

Won't you mark your calendar and join us on *Zoom*? It's fun! See you soon.

Our Zoom address is: Zoom ID#674 755 1749. Password: Quilts.

Coffee Break Schedule

Tuesday, October 27 at 11am and 6:30pm
Tuesday, November 10 at 11am and 6:30pm
Tuesday November 24 at 11am and 6:30pm

DON'T FORGET HOBBS UPC CODES!

Remember to check your sewing room—maybe there's a packaged, pre-cut Hobbs batting just waiting to be used in your next project. Cut the UPC code from the plastic wrapping and contact **Susan Schara**. Our guild can qualify for a hefty discount on the comfort quilt batting we use up so rapidly these days. We will be ordering one discounted queen-sized batting (we have to pay shipping) and need three more UPC codes. (This offer is for guilds, not individual quilters—sorry.)

OCTOBER TREASURER'S REPORT – Reneeta Anthony

Fiscal Year 2020-21 Budget

Income			Budget	Actual To Date
Account N	Account Name	Category Name		
1001	Block of the Month	Programs	\$ 120.00	\$ -
1002	Road Trips	Programs	\$ -	\$ -
1003	Workshops/Programs	Programs	\$ 1,850.00	\$ -
2001	Membership	Membership	\$ 2,500.00	\$ 865.00
3001	Book & Fabric	Fundraiser	\$ 650.00	\$ -
3002	Library	Fundraiser	\$ 120.00	\$ -
3003	Quilt Show	Fundraiser	\$ 10,000.00	\$ -
3004	Opportunity Quilt 2020	Fundraiser	\$ -	\$ -
3005	Retreats	Fundraiser	\$ -	\$ -
3006	Newsletter Advertising	Fundraiser	\$ 300.00	\$ -
3007	Studio Tour	Fundraiser	\$ -	\$ -
3008	Yard Sale	Fundraiser	\$ -	\$ -
3009	Opportunity Quilt 2021	Fundraiser	\$ 2,750.00	\$ -
3010	Opportunity Quilt 2022	Fundraiser	\$ -	\$ -
4001	Donations	Misc	\$ -	\$ -
4002	Interest Income	Misc	\$ 9.29	\$ 0.72
4003	Tax Refund	Misc	\$ -	\$ -
4004	Other Income	Misc	\$ -	\$ -
Total Income			\$ 18,299.29	\$ 865.72
Expenses				
Account N	Account Name	Category Name		
1101	Block of the Month	Programs	\$ 75.00	\$ -
1102	Comfort Quilts	Programs	\$ 1,200.00	\$ 126.37
1103	Hospitality	Programs	\$ 250.00	\$ -
1104	Newsletter: Printing/Postage	Programs	\$ -	\$ 17.50
1105	President's Quilt	Programs	\$ 150.00	\$ -
1106	Workshops/Programs	Programs	\$ 5,000.00	\$ 700.00
1107	Road Trips	Programs	\$ -	\$ -
1108	Scholarships & Awards	Programs	\$ -	\$ -
1109	Quilt of Valor	Programs	\$ 400.00	\$ -
1110	Duffle Bags / Kases for Kids	Programs	\$ 400.00	\$ -
1111	Challenge Quilt Prizes	Programs	\$ 300.00	\$ -
2101	Membership	Membership	\$ 250.00	\$ 80.86
3101	Book & Fabric	Fundraiser	\$ 200.00	\$ -
3102	Advertising	Fundraiser	\$ -	\$ -
3103	Library	Fundraiser	\$ -	\$ -
3104	Quilt Show	Fundraiser	\$ 11,825.00	\$ -
3105	Opportunity Quilt 2020	Fundraiser	\$ -	\$ -
3106	Retreats	Fundraiser	\$ -	\$ -
3107	Studio Tour	Fundraiser	\$ -	\$ -
3108	Opportunity Quilt 2021	Fundraiser	\$ 250.00	\$ 217.93
3109	Opportunity Quilt 2022	Fundraiser	\$ 800.00	\$ -
5101	Donations	G&A	\$ -	\$ -
5102	Taxes & Licenses	G&A	\$ 55.00	\$ -
5103	Website Expenses	G&A	\$ 330.00	\$ -
5104	Facility Rent	G&A	\$ 2,700.00	\$ -
5105	SCCQC Insurance / Membership	G&A	\$ 400.00	\$ 332.50
5106	NCQG Membership	G&A	\$ -	\$ -
5107	Legal & Accounting	G&A	\$ 600.00	\$ -
5108	Office / Secretarial Supplies	G&A	\$ 85.00	\$ -
5109	Storage Unit	G&A	\$ 920.00	\$ -
5110	PO Box Rental	G&A	\$ 140.00	\$ 148.00
5111	Other Expenses	G&A	\$ -	\$ 12.00
Total Expenses			\$ 26,330.00	\$ 1,142.66
Net Income			\$ (8,030.71)	\$ (276.94)

KASES FOR KIDS
Sonja Hernandez & Diana Gardner

PLEASE CONTINUE TO TURN IN COMPLETED DUFFLE AND ACCESSORY BAGS TO THE STASH ROOM

There are many accessory bag kits available at the Stash Room and they will continue to be available all year. In January we will begin a new duffle bag project with a goal for next year of 50 completed duffle bags.

If you have either a duffle bag or accessory kit and are “stuck” on completing it, or have any questions about the kit, please text me or give me (**Diana Gardner**) a call **(559) 978-0706**.

I look forward to hearing from you and receiving more completed bags. Thank you for giving so freely of your time and talent. .

OPPORTUNITIES IN THE SJVQG

Several on-going committees listed below need either leadership or help. Check out the list and contact any Board member for additional information on these committees.

Trip Coordinator: Organize trips to Road to California, Sisters or other shows for fun and excitement. Without Coordinator and assistants, there will be no out of town trips planned.

Quilt Challenge: Help plan a quilt challenge for our members selecting the subject, the prizes and setting up the display of quilts.

Assistant Programs Coordinator – If you are interested in learning about building the programs for our Guild, you can help the Programs Coordinator in organizing, preparing and setting up for guild programs. IF interested or for questions, contact **Diana Gardner @ 559-978-0706**

Assistant or co-editor for newsletter –An opportunity to be one of the first to know what is happening in the Guild. Learn how easy it is to produce the newsletter. Possibly communicate with advertisers regarding ads and payments as necessary. Provide backup to the editor if needed or if desired share the duties. If interested or for questions, contact **Irene Allen @ 559-304-2831**

Fundraising: Share your knowledge of past efforts to raise funds and help keep dues low. Research and record which were successful and not. Why did some members appreciate certain efforts and not others? No actual fundraising responsibilities. Just help us understand the past and better plan for future activities

***** **STITCHING & STUFF** *****

This free section is open for our individual members to post information regarding private classes they teach or other events they may have or are involved in. Submit your information to the editor by the 20th of the month.

Diana Gardner
Sewing Classes and Dolly Mamas Classes
Classes on hiatus until further notice

Did you know? **Diana Gardner** is teaching sewing classes to any adult who wants to learn to sew. Classic, beginner classes as well as intermediate and advanced classes are available. Classes are held every Monday from 12 noon to 3:00 p.m. Contact Diana for information as to location, class materials, and costs.

Diana also teaches a class called the “*Dolly Mamas*” in Clovis on the third Tuesday of each month. These students make a new outfit for an 18” American Girl doll every month. They have been sewing and creating new clothing for their dolls for the past two years. They learn something new each month while having fun sewing.

Call: **Diana Gardner, (559) 978-0706**. Please leave a message when you call.

Senior Quilters – Diana Gardner
On hiatus until further notice – Contact Diana for more information

We meet at the Fresno Christian Reformed Church on West Shields and Crystal Avenues to make quilts to donate to homebound seniors. We meet on the first Friday of each month. Bring your lunch and sewing machine and sewing kit. Contact **Diana Gardner (559) 978-0706** if you are interested in joining the group.

Rhea Wiens – Quilting Classes

Come and enjoy taking quilting classes at Redeemer Lutheran Church with **Rhea Wiens**, Instructor. For more information and to schedule your time from one of the following, please call **(559) 436-0775**.

Monday – 6pm – 8pm

Tuesday – 9:30am-11:30am * 1pm-3pm * 3:30pm-5:30pm * 6pm-8pm

Wednesday – 9am-11am * 6pm-8pm

Also available Quilts by Design – Longarm hand-guided machine quilting by Rhea.

CALENDAR OF EVENTS – 2020

PLEASE NOTE: All ZOOM meetings for the Guild will have the same meeting ID and the same password unless notified otherwise.

ZOOM

(Note: Corrected Meeting I.D from August newsletter)

Join Zoom Meetings by copying the link below

<https://us04web.zoom.us/j/6747551749?pwd=NWdEMTJFb212c1A1VXhLMDIiUG9Mdz09>

or

Log In to ZOOM.US and enter the following information

Meeting ID: 674 755 1749

Password: Quilts

- | | |
|--------|---|
| Oct 27 | SJVQG Zoom Coffee Break at 11 a.m. and 6:30 p.m. |
| Nov 10 | SJVQG Zoom Coffee Break at 11 a.m. and 6:30 p.m. |
| Nov 12 | SJVQG General Meeting ZOOM Starts at 7 p.m – Maple Leaf Table Runner
Zoom Class – . Beverly Kuykendahl and Diana Gardner and Quilt Review |
| Nov 17 | SJVQG Board Meeting ZOOM – 6:30 p.m – Please note date change to a Tuesday |
| Nov 24 | SJVQG Zoom Coffee Break at 11 a.m. and 6:30 p.m. |
| Dec 10 | SJVQG General Meeting ZOOM Starts at 7 p.m - Guild Challenge – Christmas 2020 Style
and Quilt the Stash - Bright, Bold & Beautiful Challenge and Quilt Review |
| Dec 17 | SJVQG Board Meeting ZOOM – 6:30 p.m |

SAN JOAQUIN VALLEY QUILTERS' GUILD

MEMBERSHIP APPLICATION

Sept 1, 2020– Aug 31, 2021

Annual Dues - \$35.00 (\$38 if using PayPal)

PLEASE PRINT LEGIBLY. Name, address, phone and e-mail will be printed in the membership directory and on the password protected website.

Name _____

Mailing Address _____

City _____ State _____ Zip Code _____

Phone Number: _____

E-mail _____

Please **PRINT** all characters legibly.

Do you want your roster information on the password protected website? Yes ___ No ___
(If left blank, information provided above will be on website for membership viewing only)

Do you want a printed membership directory? Yes ___ No ___

New Member _____ Renewal _____ Month of your birth _____

Are you a Past President _____ Charter Member _____

Skill Level: Beginner ___ Intermediate ___ Advanced ___ Houston Award Winner ___

What is your Quilting Style? (machine or hand piecing, appliqué, modern, traditional, etc)

What skills or experience would you like to share with us?

Are you interested in serving on the Guild Board or one of the many committees?

Turn your completed application and membership fee in at the Guild meeting or mail to:
Membership Committee, SJVQG, P.O. Box 3256, Clovis, CA 93613.

For Membership Chairman's use only (do not fill in).

Date Processed _____ \$ _____ Check # _____ Cash _____`

FREE MEMBER ADS

***Classified 'For Sale' ads for individual members are free.** If you have an 'extra' sewing machine or any sewing, fiber arts or quilt related items you would like to sell, send a description and possibly a picture to the editor by the 20th of the month. Call the editor if you have any questions.*

***Stitching & Stuff** - This free section is open for our individual members to post information regarding private classes they teach or other events they may have or are involved in. Submit your information to the editor by the 20th of the month.*

***Quilters' Corner** – For members to share information and photos about their quilts, ribbons won, rides wanted to out of town quilt shows, etc.*

*This is **YOUR** newsletter. If you have any information or news of interest to fellow quilters, quilt show information, articles or ads you want to share with our members, please submit them to the editor **on or before the 20th day of the month.***

***Irene Allen**, editor, 559-304-2831, irene.allen81@yahoo.com*

THE QUILT DOCTOR IS IN – ASK VIA ZOOM COFFEE BREAK


Unsure how to turn your binding? Unsure about a technique? Unsure how to get your seams to match? Have a question about a technique new you? Join our ZOOM Coffee Breaks and ask...bet you will get some good input.

Our Guild is full of resources and knowledge. **Sandy Gaines, Teresa Orr and Gerri Fisher** are here to help you. We will help to answer your question or to find a friendly knowledgeable resource in our Guild.

It has been my experience as a quilter that quilters in general love to share their knowledge with other quilters. If the only obstacle standing in your way from starting that new project or finishing your old project is a question, then come see us in the back.

If you have a lot of experience in a specific area or technique and would be willing to share your knowledge, come sign up in the back as a resource. Happy Quilting!

Sew - N - Tech
Sandy Gaines
Sewing Arts Instructor



- **Quilting & Sewing Services**
- **Quilting & Sewing Instruction**
- **Classes, Lessons, & Seminars**
- **Software & Technical Support**
- **Sewing Machine Service**
- **Longarm Sales & Service**

Let's get you Stitching
(559) 338-3273



Mennonite
Quilt Center

MQC IS OPEN

TUESDAY-FRIDAY 10am – 3pm
SATURDAY 10am-2pm

GUILD MEMBERS – 15% OFF

Shop online and have it shipped,
arrange curb-side pickup or shop
in person

Check our website for updates and
our in-store shopping guidelines

FACE MASKS REQUIRED



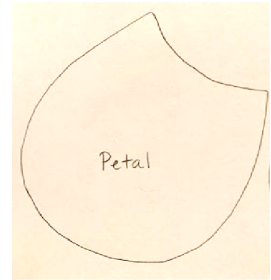
1012 G Street, Reedley, CA
559-638-3560

www.mennonitequiltcenter.org

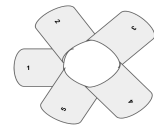
9-4 Monday-Friday, 9-3 Saturday
Find us on Facebook and Instagram
@mennonitequiltcenter

Block of the Month
November 2020
Forget Me Not - National Forget Me Not Day Nov 10th

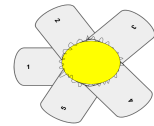
Select a piece of blue, pink or white fabric. Cut 5 petals.



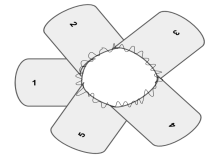
On a base 14" block of a color of your choice, you will add one petal at a time in the center. You will overlap the pieces, as you like, until all 5 petals are around an empty center. It is okay if some of the petals are separate or tight together. The real flower is never the same each time!



Once you have the 5 petals sewn on to your base block, add a yellow circle to the center. Start with the 3" circle and hem under until it fits.

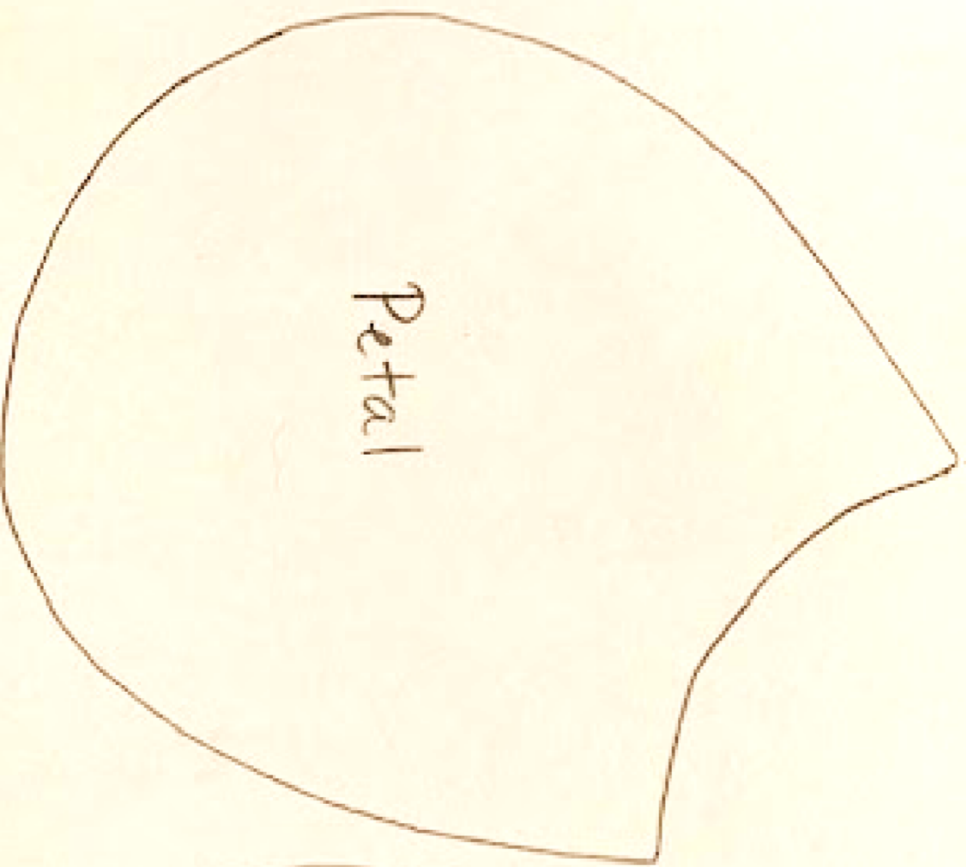


Finally, you will take white rick-rack or other to outline the circle. This will give it the burst like appearance of the real flower.



For an extra special touch, you can add a brown button to the very center if you desire!





MAPLE LEAF BLOCK DIRECTIONS - 'HOMEWORK FOR NOVEMBER MEETING'

Autumn Woods

Designed by Lynn Helmke

Finished Size – 18" x 54"

Block Size – 9" finished

Fabric Requirements

Fabric A	1/2 yard neutral for leaf background
Fabric B	1/4 yard each of five different fabrics for leaves
Fabric C	1/8 yard for stems
Fabric D	1/8 yard for inner border
Fabric E	1/2 yard for outer border
Binding	1/3 yard
Backing	1 3/4 yards

Cutting


Fabric A	Cut one 3 1/2" strip. Subcut into five 3 1/2" squares. Cut one 4" strip. Subcut into ten 4" squares Cut one 3" strip. Subcut into ten 3" squares.
Fabric B	From each fabric cut one 4" strip. Subcut into two 4" squares. Cut remainder of the strips to 3 1/2" wide. Subcut six 3 1/2" squares.
Fabric C	Cut one 3 1/2" strip. Subcut into five 3 1/2" squares.
Fabric D	Cut three 1 1/4" strips.
Fabric E	Cut four 4" strips.
Binding	Cut four 2 1/2" strips.

Piecing the Blocks

For the stem, sew two 3" fabric A squares, on the diagonal, to one 3 1/2" fabric C square according to diagram. Trim 1/4" from seam after pressing. Square to 3 1/2".



Sew fabric A square
on corner.



Press open and trim.



Sew another fabric A
square to opposite
corner.

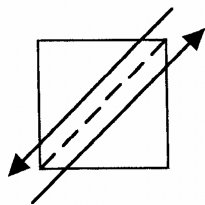


Press open and trim.




Make 5.

Pair one 4" fabric A square with one 4" fabric B square, right sides together. Draw a diagonal line on the wrong side of fabric A square. Sew on each side of the line using a 1/4" seam allowance. Cut on the drawn line. Press toward fabric B. Square to 3 1/2".




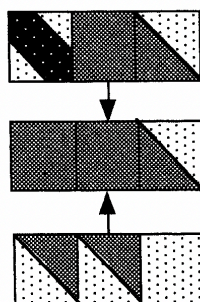
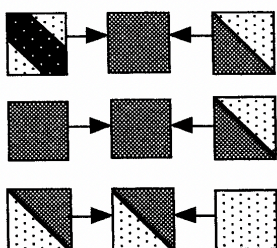
Sew 1/4" away from drawn line.



Cut on drawn line and press.
Make four from each fabric.

Construction

Assemble each leaf as shown. Square block to 9 1/2". Press seams open to avoid bulk.




Make one from each fabric B.

Sew the five leaf blocks together as shown in diagram. Press seams open to avoid bulk.



Borders and Finishing

Refer to Quiltmaking Basics, found on page 2, for adding straight borders to the table runner. Layer, quilt and bind according to Quiltmaking Basics.



Autumn Woods – 18" x 54"



Fabric A



Fabric B



Fabric C



Fabric D



Fabric E